



Micro Commercial Components  
 21201 Itasca Street Chatsworth  
 CA 91311  
 Phone: (818) 701-4933  
 Fax: (818) 701-4939

# SBL2030FCT THRU SBL2045FCT

## Features

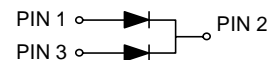
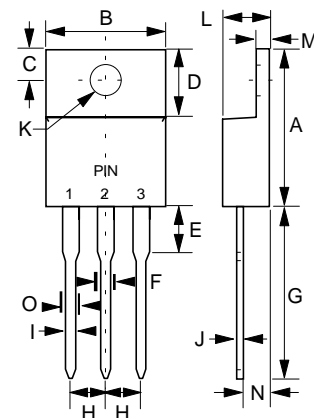
- Low Power Loss
- High Efficiency
- Low Forward Voltage , High Current Capability
- High surge capacity
- Case : ITO-220AB Full Molded Plastic Package

**20 Amp  
 Schottky  
 Barrier Rectifier  
 30 to 45 Volts**

## Maximum Ratings

- Operating Junction Temperature: -50°C to +125°C
- Storage Temperature: -50°C to +150°C

## ITO-220AB



Microsemi Catalog Number	Device Marking	Maximum Recurrent Peak Reverse Voltage	Maximum RMS Voltage	Maximum DC Blocking Voltage
SBL2030FCT	SBL2030FCT	30V	21V	30V
SBL2040FCT	SBL2040FCT	40V	28V	40V
SBL2045FCT	SBL2045FCT	45V	31.5V	45V

## Electrical Characteristics @ 25°C Unless Otherwise Specified

Average Forward Current	$I_{F(AV)}$	20 A	$T_C = 100^\circ\text{C}$
Peak Forward Surge Current	$I_{FSM}$	150A	8.3ms, half sine
Maximum Instantaneous Forward Voltage	$V_F$	.55V	$T_J = 25^\circ\text{C}$ $I_{FM} = 10\text{A};$
Maximum DC Reverse Current At Rated DC Blocking Voltage	$I_R$	1.0mA 50mA	$T_C = 25^\circ\text{C}$ $T_C = 100^\circ\text{C}$

DIM	INCHES		MM		NOTE
	MIN	MAX	MIN	MAX	
A	.583	.606	14.80	15.40	
B	---	.406	---	10.30	
C	.100	.112	2.55	2.85	
D	.248	.272	6.30	6.90	
E	---	.161	---	4.10	
F	---	.071	---	1.80	
G	.512	.543	13.00	13.80	
H	---	.100	---	2.55	
I	---	.035	---	0.90	
J	---	.032	---	0.80	
K	.118	.134	3.00	3.40	∅
L	---	.189	---	4.80	
M	---	.130	---	3.30	
N	.098	.114	2.50	2.90	
O	---	.055	---	1.40	

SBL2030FCT thru SBL2045FCT  
RATING AND CHARACTERISTIC CURVES

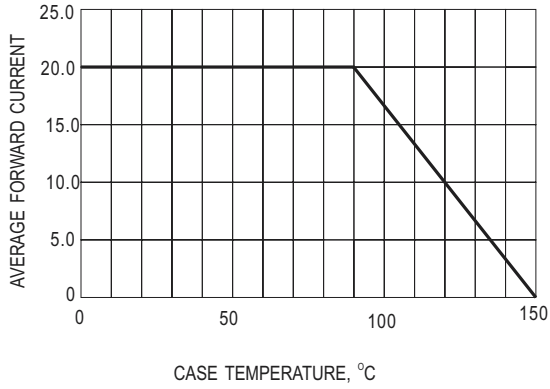


Fig.1- FORWARD CURRENT DERATING CURVE

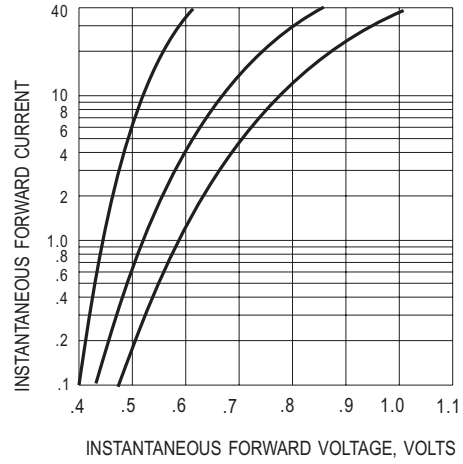


Fig.2- TYPICAL INSTANTANEOUS FORWARD CHARACTERISTIC

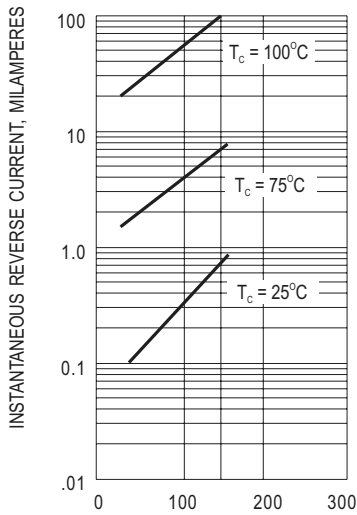


Fig.3- TYPICAL REVERSE CHARACTERISTIC

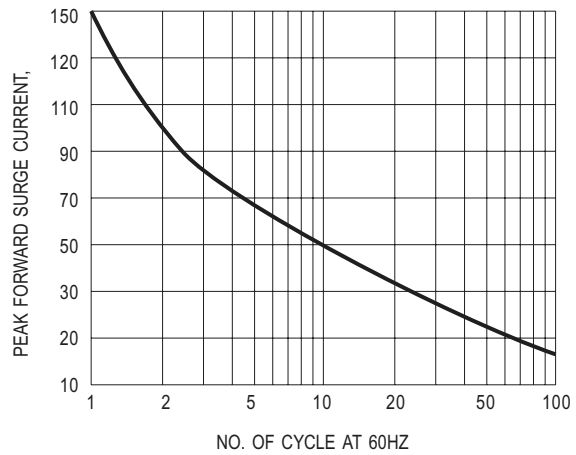


Fig.4- MAXIMUM NON-REPETITIVE SURGE CURRENT

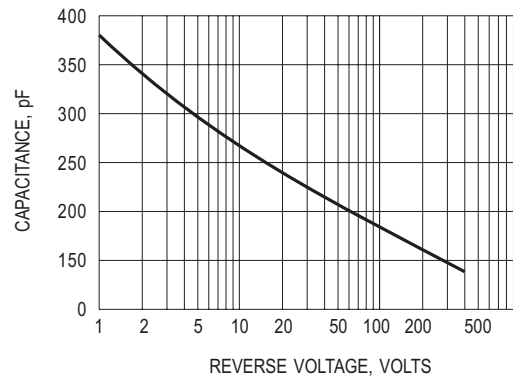


Fig.5- TYPICAL JUNCTION CAPACITANCE