


# C&K ET Series Sealed Subminiature Rocker Switches

## Features/Benefits

- Sealed against solder and cleaning process contaminants
- Rocker, bushing & case—UL 94V-0
- Small footprint—saves space
- RoHS compliant

## Typical Applications

- Telecommunications
- Instrumentation
- Computers & peripherals



## Specifications

**CONTACT RATING:** B contact material: 0.4 VA max. @ 20 V AC or DC max. Q contact material: Copper alloy, silver plated. See page H-44 for additional ratings.

**ELECTRICAL LIFE:** ETX1 models: 60,000 make-and-break cycles at full load. All other models: 30,000 cycles.

**CONTACT RESISTANCE:** Below 20 m Ω typ. initial @ 2-4 V DC, 100 mA, for both silver and gold plated contacts.

**INSULATION RESISTANCE:** 10<sup>9</sup> Ω min.

**DIELECTRIC STRENGTH:** 1000 Vrms min. @ sea level.

**OPERATING TEMPERATURE:** -30°C to 85°C.

**SOLDERABILITY:** Per MIL-STD-202F method 208D, or EIA RS-186E method 9 (1 hour steam aging).

**PACKAGING:** Surface mount switches standard in tape and reel packaging, see page H-46 for drawings and reel information.

## Materials

**CASE & BUSHING:** Glass filled nylon 6/6, flame retardant, heat stabilized (UL 94V-0). SA and SA1 surface mount: High temperature material, glass filled 46 nylon, flame retardant, heat stabilized (UL 94V-0).

**ACTUATOR:** Nylon, black standard. Internal o-ring seal standard with all actuators. SA surface mount: High temperature material, glass filled 46 nylon, flame retardant, heat stabilized (UL 94V-0).

**SWITCH SUPPORT:** Brass, matte-tin plated.

**CONTACTS & TERMINALS:** B contact material: Copper alloy, with gold plate over nickel plate. Q contact material: Copper alloy, silver plated. See page H-44 for additional contact materials.

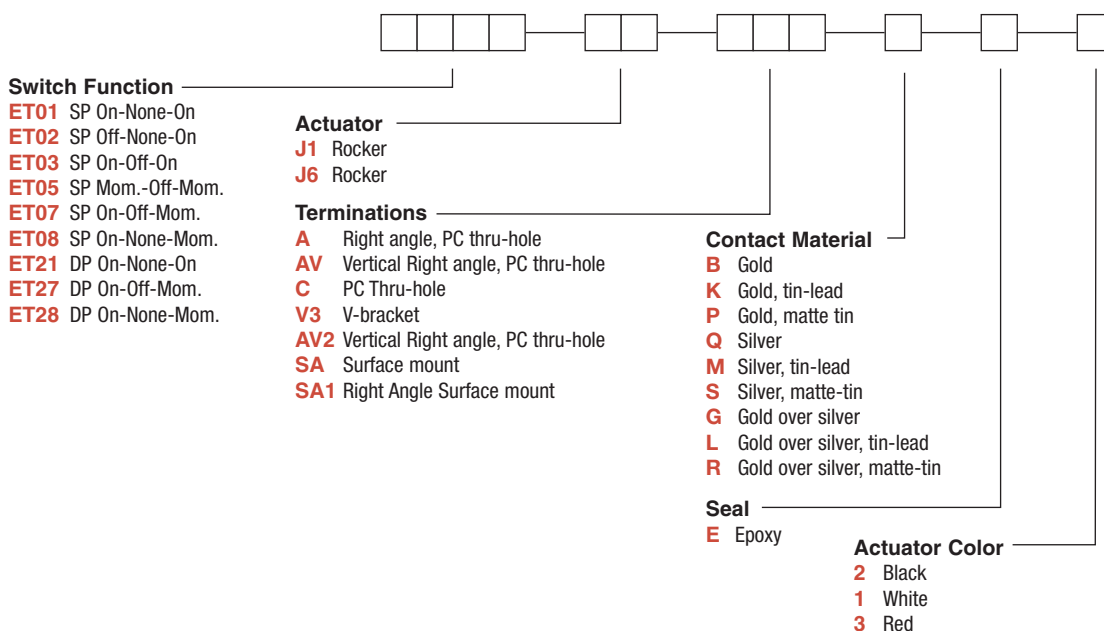
**TERMINAL SEAL:** Epoxy.

**NOTE:** Any models supplied with Q, B, G, S, P & R contact material are RoHS compliant. For the latest information regarding RoHS compliance, please go to: [www.ittcannon.com/rohs](http://www.ittcannon.com/rohs).

**NOTE:** Specifications and materials listed above are for switches with standard options. For information on specific and custom switches, consult Customer Service Center.

## Build-A-Switch

To order, simply select desired option from each category and place in the appropriate box. Available options are shown and described on pages H-41 thru H-46. For additional options not shown in catalog, consult Customer Service Center. All models are process sealed to withstand machine soldering temperatures and pressure wash cleaning methods.



Rocker



H



Dimensions are shown: Inch (mm)  
Specifications and dimensions subject to change

# C&K ET Series Sealed Subminiature Rocker Switches

## SWITCH FUNCTION



NO. POLES	MODEL NO.	SWITCH FUNCTION			CONNECTED TERMINALS			SCHEMATIC
		POS. 1	POS. 2	POS. 3	POS. 1	POS. 2	POS. 3	
SP	ET01	ON	NONE	ON	2-3	N/A	2-1	
	ET03	ON	OFF	ON		OPEN		
	ET05	MOM.	OFF	MOM.				
	ET07	ON	OFF	MOM.	N/A	SPDT		
	ET08	ON	NONE	MOM.	OPEN		N/A	
	ET02	OFF	NONE	ON				
<p><b>SPDT</b></p> <p>Part number shown: ET01J6CBE2</p> <p>ET02 Models: Omit terminal 2</p>								
DP	ET21	ON	NONE	ON	2-3,5-6	N/A	2-1,5-4	
	ET27	ON	OFF	MOM.		OPEN		
	ET28	ON	NONE	MOM.				
<p><b>DPDT</b></p> <p>Part number shown: ET21J6CBE2</p>								

MOM. = Momentary

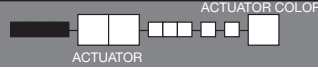
All models with all options when ordered with G, L, M, S & R or Q contact material.



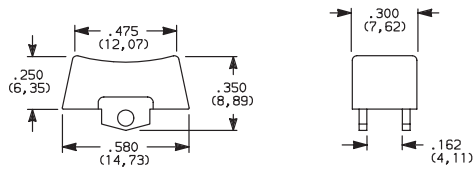
Dimensions are shown: Inch (mm)  
Specifications and dimensions subject to change

# C&K ET Series Sealed Subminiature Rocker Switches

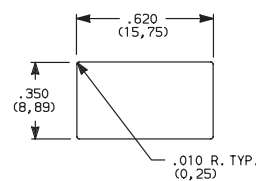
## ACTUATOR



### J1 ROCKER

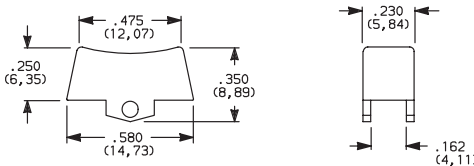


### PANEL MOUNTING

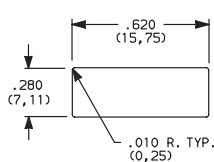


Available with all models except ET0X with A & SA & SA1 terminations.

### J6 ROCKER



### PANEL MOUNTING



Standard with ET0X model with A & SA & SA1 terminations.

OPTION CODE	ACTUATOR COLOR
2	BLACK
1	WHITE
3	RED

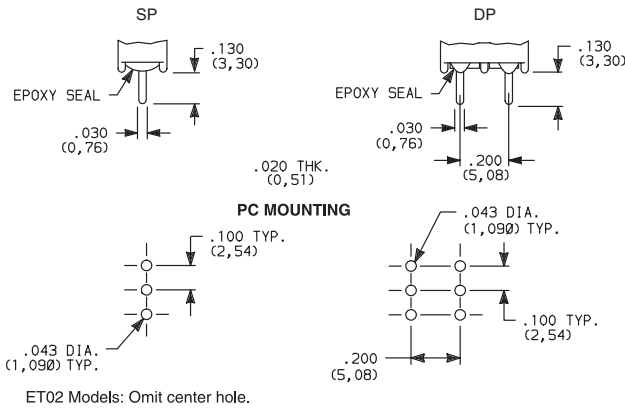
Actuators available separately, see page H-45. Finish: Matte. Other colors, custom actuator markings and legends available, consult Customer Service Center.

**NOTE:** Internal o-ring actuator seal standard.

## TERMINATIONS



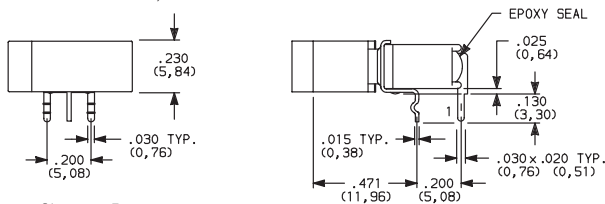
### C PC THRU-HOLE



ET02 Models: Omit center hole.

### SP & DP

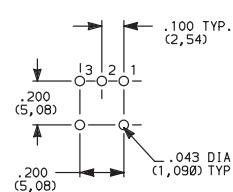
#### A RIGHT ANGLE, PC THRU-HOLE



Actuator Shown In Pos. 1

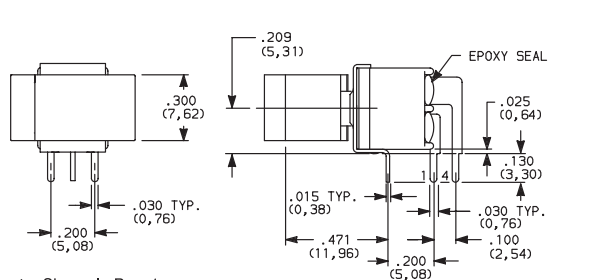
Not available with ET02 model.  
J6 actuator std. only on ET0X models with A terminations.

### PC MOUNTING



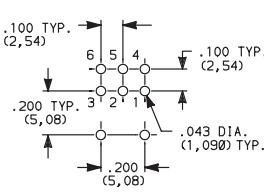
ET01J6ABE2  
Horizontal Actuation  
SPDT

#### A RIGHT ANGLE, PC THRU-HOLE



Actuator Shown In Pos. 1

### PC MOUNTING



ET21J1ABE2  
Horizontal Actuation  
DPDT

Rocker



Third Angle Projection

Dimensions are shown: Inch (mm)  
Specifications and dimensions subject to change

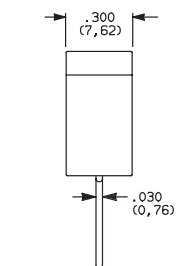
# C&K ET Series Sealed Subminiature Rocker Switches

## TERMINATIONS

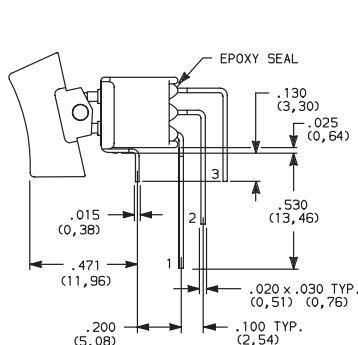
### AV VERTICAL RIGHT ANGLE, PC THRU-HOLE



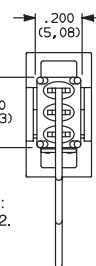
**ET01J1AVBE2**  
Vertical Actuation  
**SPDT**



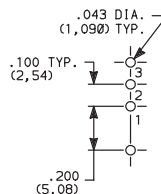
Actuator Shown In Pos. 1



ET02 Models:  
Omit terminal 2.




#### PC MOUNTING

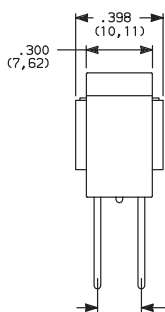


**NOTE:** Terminal bend radii and lead-in manufacturing option.

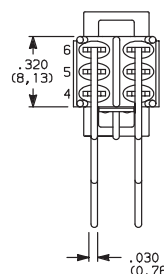
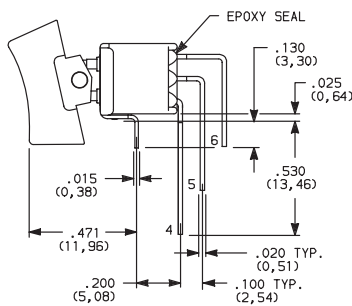
### AV VERTICAL RIGHT ANGLE, PC THRU-HOLE



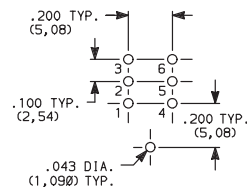
**ET21J1AVBE2**  
Vertical Actuation  
**DPDT**



Actuator Shown In Pos. 1



#### PC MOUNTING

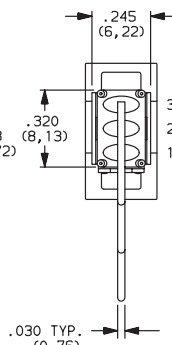
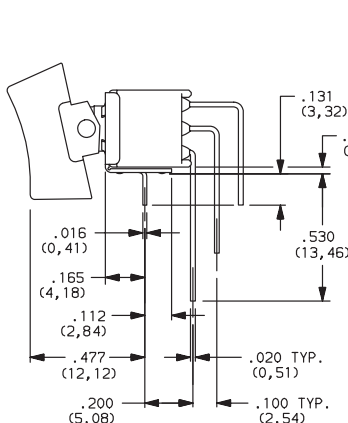
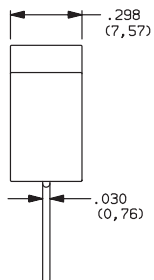


**NOTE:** Terminal bend radii and lead-in manufacturing option.

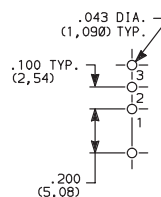
### AV2 VERTICAL RIGHT ANGLE, PC THRU-HOLE



**ET01J1AV2BE2**  
Vertical Actuation  
**SPDT**



#### PC MOUNTING

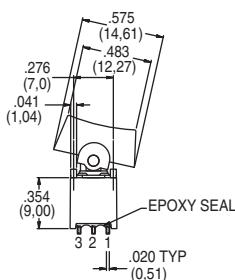


### SA1 SURFACE MOUNT

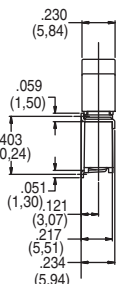
**NOTE:** Available in B contact material only.

Available in J6 actuator black only.

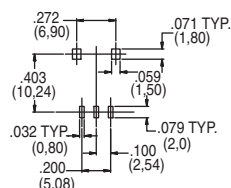
Not available in ET02.



#### ACTUATOR SHOWN POS. 1



#### PC MOUNTING



### SMT



**ETA01J6SA1BE2**  
Horizontal Actuation  
**SPDT**

**NOTE:** Standard with tape & reel packaging, see page H-45.

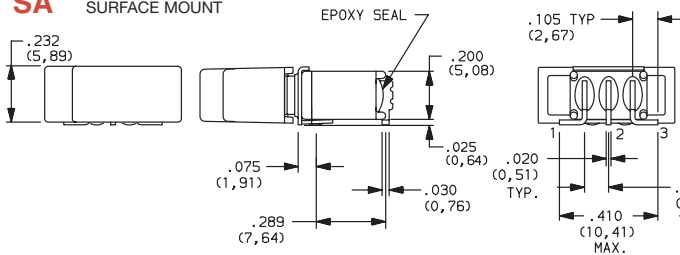


Dimensions are shown: Inch (mm)  
Specifications and dimensions subject to change

# C&K ET Series Sealed Subminiature Rocker Switches

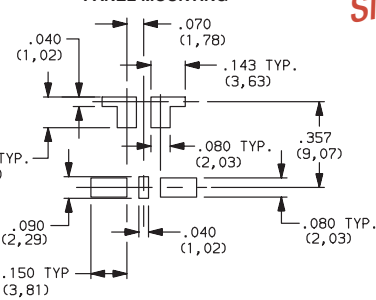
## TERMINATIONS

### SA SURFACE MOUNT



**NOTE:** Standard with tape & reel packaging, see page H-44. Available with K contact material only.

### PANEL MOUNTING

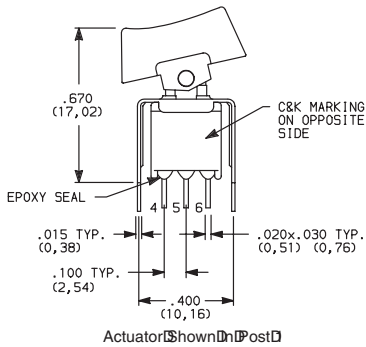


### SMT



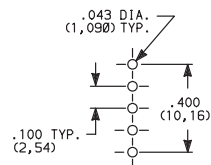
ET01J6SAKE2  
Horizontal Actuation  
SPDT

### V3 VERTICAL MOUNT, V-BRACKET



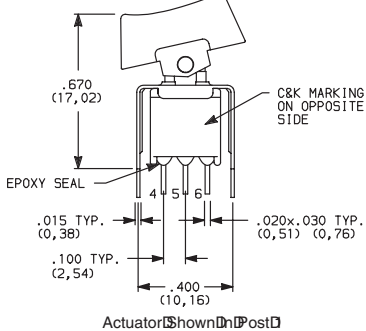
Actuator Shown On Post

### PC MOUNTING



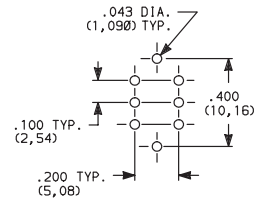
ET01J1V3BE2  
SPDT

### V3 VERTICAL MOUNT, V-BRACKET



Actuator Shown On Post

### PC MOUNTING



ET21J1V3BE2  
DPDT

## CONTACT MATERIAL

OPTION CODE	RoHS COMPLIANT *	RoHS COMPATIBLE *	CONTACT MATERIAL	TERMINAL PLATING	RATINGS	
<b>B</b>	YES	YES	GOLD <sup>1</sup>	GOLD <sup>1</sup>	LOW LEVEL/ DRY CIRCUIT	0.4 VA MAX. @ 20 V AC OR DC MAX.
<b>K</b>	NO	YES		TIN-LEAD <sup>6</sup>		
<b>P</b>	YES	YES		MATTE-TIN <sup>7</sup>		
<b>Q</b>	YES	YES	SILVER <sup>4,5</sup>	SILVER <sup>5</sup>	POWER	ETX1 MODELS: 3 AMPS @ 120 V AC OR 28 V DC. ALL OTHER MODELS: 2 AMPS @ 120 V AC OR 28 V DC.
<b>M</b>	NO	YES		TIN-LEAD <sup>6</sup>		
<b>S</b>	YES	YES		MATTE-TIN <sup>7</sup>		
<b>G</b>	YES	YES	GOLD OVER SILVER <sup>2,3</sup>	GOLD <sup>3</sup>	LOW LEVEL/DRY CIRCUIT OR POWER	ETX1 MODELS: 0.4 VA MAX @ 20 V AC OR DC MAX. OR 3 AMPS @ 120 V AC OR 28 V DC. ALL OTHER MODELS: 0.4 VA MAX @ 20 V AC OR DC MAX. OR 2 AMPS @ 120 V AC OR 28 V DC.
<b>L</b>	NO	YES		TIN-LEAD <sup>6</sup>		
<b>R</b>	YES	YES		MATTE-TIN <sup>7</sup>		

\* Note: See Technical Data section of this catalog for RoHS compliant and compatible definitions and specifications.

<sup>1</sup> CONTACTS & TERMINALS: Copper alloy, with gold plate over nickel plate.

<sup>2</sup> END CONTACTS: Coin silver, with gold plate over nickel plate.

<sup>3</sup> CENTER CONTACTS & ALL TERMINALS: Copper alloy, with gold plate over nickel plate.



<sup>4</sup> END CONTACTS: Coin silver, silver plated.

<sup>5</sup> CENTER CONTACT & ALL TERMINALS: Copper alloy, silver plated.

<sup>6</sup> TERMINALS: Copper alloy, with tin-lead alloy over nickel plate.

<sup>7</sup> TERMINALS: Copper alloy, with matte-tin over nickel plate.

**NOTE:** Any models supplied with Q, B, G, S, P & R contact material are RoHS compliant. For the latest information regarding RoHS compliance, please go to: [www.ittcannon.com/rohs](http://www.ittcannon.com/rohs).

All models   with all options when ordered with G, L, M, Q, S & R contact material.



Third Angle Projection

Dimensions are shown: Inch (mm)  
Specifications and dimensions subject to change

Rocker



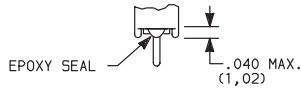
H



# C&K ET Series Sealed Subminiature Rocker Switches

SEAL 

**E** EPOXY SEAL



## AVAILABLE HARDWARE

J1 Actuator



J6 Actuator



PART NO.

261A01000 WHITE  
261A02263 BLACK  
261A03000 RED

Material: Nylon  
Finish: Matte

NOT AVAILABLE WITH A, SA, SA1

PART NO.

260A01000 WHITE  
260A02263 BLACK  
260A03000 RED

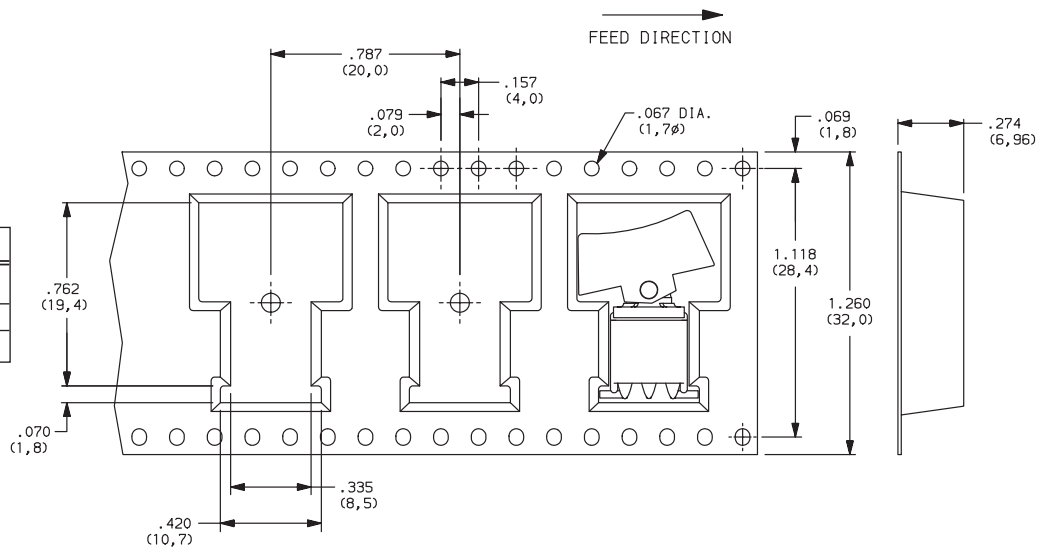
Material: Nylon  
Finish: Matte  
For Hi Temp, Consult Factory

**NOTE:** Other colors available,  
consult Customer Service Center.

## TAPE & REEL SA TERMINATION

ET01J6SAKE (SHOWN)

REEL INFORMATION	
OUTSIDE DIAMETER	13.00 (330,0)
PILOT HOLE	.512 (13,0)
QUANTITY PER REEL	500



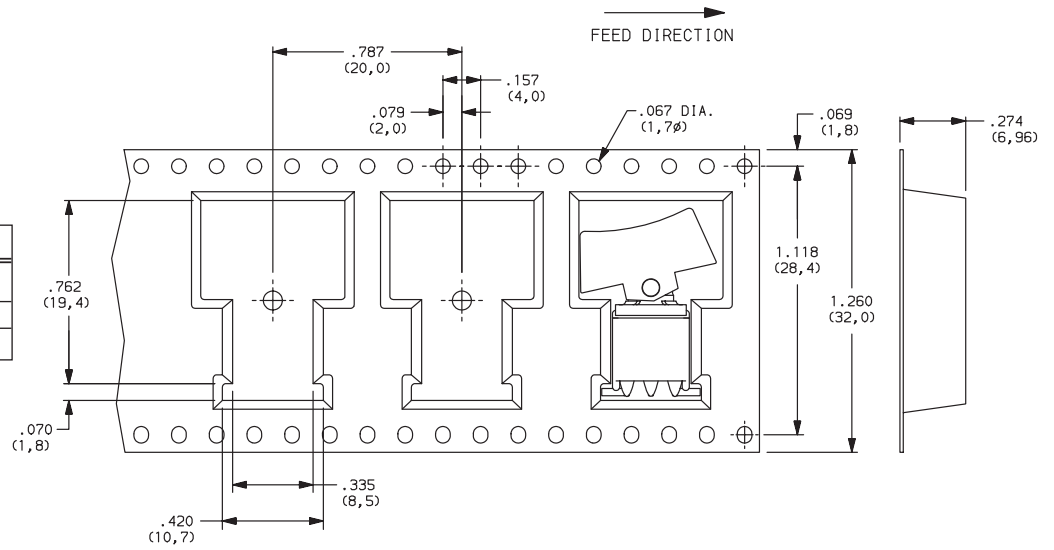
Dimensions are shown: Inch (mm)  
Specifications and dimensions subject to change

# C&K ET Series Sealed Subminiature Rocker Switches

## TAPE & REEL SA TERMINATION

ET01J6SA1BE (SHOWN)

REEL INFORMATION	
OUTSIDE DIAMETER	13.00 (330,0)
PILOT HOLE	.795 (20,20)
QUANTITY PER REEL	450



Dimensions are shown: Inch (mm)  
Specifications and dimensions subject to change