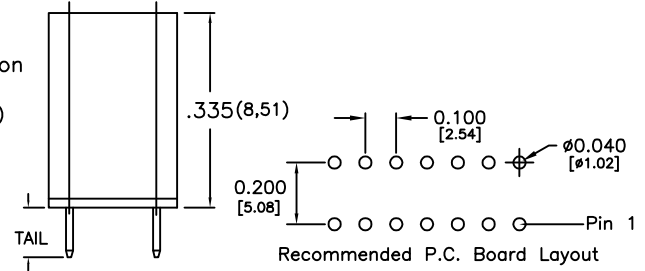
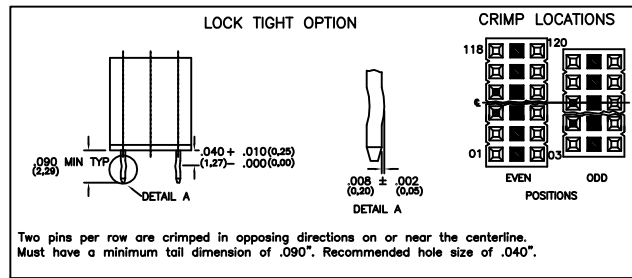
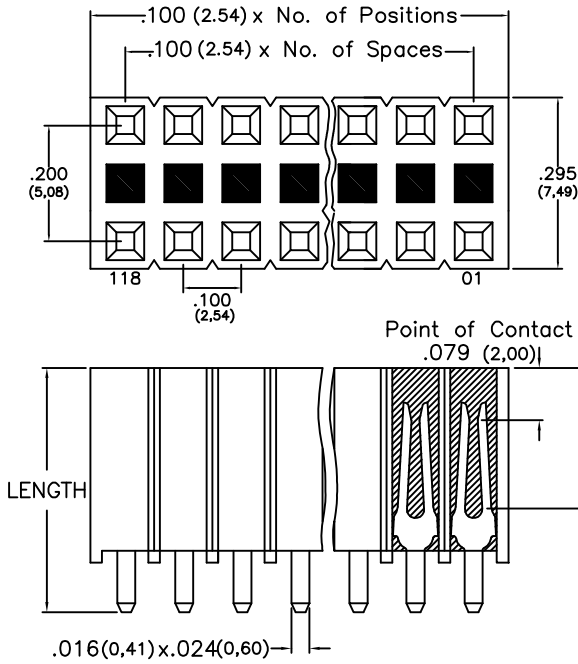


# Major League Electronics .100 cl Socket Strips - Straight



Tails may be clipped to achieve desired pin length

## Ordering Information

SSHS-1 [XX] - J - [XX] - [XX] - [XX] - [XX] - LF

Pins Per Row  
01 - 40

Row Specification  
J = Jump Middle Row

LF = Lead Free

Polarized Position  
Leave blank if not needed  
If required, specify empty pin position, e.g. 012 for Pin 12

Lock Tight "LT" (Optional)  
LT = With  
Leave blank if not needed

Pin Option				
Length		Tail		
.435	11.05mm	.100	2.54mm	02
.455	11.56mm	.118	3.00mm	04
.525	13.34mm	.190	4.83mm	06
.725	18.42mm	.390	9.91mm	08
.925	23.50mm	.560	14.22mm	10

Plating Options	
G	- 10µ Gold on Contact area/Flash on Tail
T	- Matte Tin all Over
F	- Gold Flash Over Entire Pin
GT	- 10µ Gold on Contact Area / Matte Tin on Tail
H	- 30µ Gold on Contact Area / Matte Tin on Tail

## Specifications

Insertion Depth: .145 (3.68) to .250 (6.35)

Insertion Force - Per Contact - H Plating:

6oz. (1.67N) avg with .025 (0.64mm) sq. pin

Withdrawal Force - Per Contact - H Plating:

5oz. (1.39N) avg with .025 (0.64mm) sq. pin

Current Rating: 3.0 Ampere

Insulation Resistance: 1000MΩ Min.

Dielectric Withstanding: 600V AC

Contact Resistance: 20 mΩ Max.

Operating Temperature: -40°C to + 105°C

Max. Process Temperature:

Peak: 260°C up to 20 secs.

Process: 230°C up to 60 secs.

Wave: 260°C up to 6 secs.

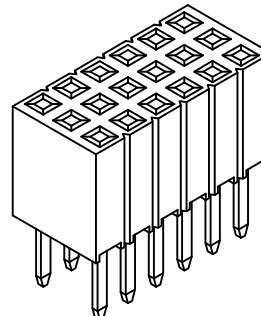
Manual Solder: 350°C up to 5 secs.

## Materials

Contact Material: Phosphor Bronze

Insulator Material: Nylon 6T

Plating: Au or Sn over 50µ" (1.27) Ni



## Mates with:

BSTC, TSHCR,  
BSTCM, TSHCRE,  
BSTCR, TSHCRSM,  
BSTCRSM, TSHR,  
BSTS, TSHRE,  
LBSTCM, TSHS,  
LTSHCR, TSHSCM,  
LTSHCRE, TSHSM,  
LTSHR, ULTSHSM,  
LTSHRE, ULTSHC,  
LTSHSM, ULTHSCR,  
TSHC,

Products cut to specific sizes are uncancellable/nonreturnable

Parts are subject to change without notice

SSHS-1-J SERIES

.100 cl Jump Middle Row  
Socket Strips - Straight

18 JAN 07

Scale  
NTS

UNLESS OTHERWISE SPECIFIED  
DIMENSIONS IN INCHES (MM)  
TOLERANCES ARE:

ONE PLACE DECIMALS ±.100  
TWO PLACE DECIMALS ±.010  
THREE PLACE DECIMALS ±.005  
FOUR PLACE DECIMALS ±.0020  
ANGLES  
3/32



4235 Earnings Way, New Albany, Indiana, 47150, USA  
1-800-782-3486 (USA/Canada/Mexico)

Tel: 812-944-7244  
Fax: 812-944-7268

E-mail: mle@mlelectronics.com  
Web: www.mlelectronics.com

Revision  
B

Sheet  
1/2

# Revisions

Revision B - (12th Jun 2009)

Tail Length option '10' amended from .590" (14.97mm)  
to .560" (14.22mm)

<small>UNLESS OTHERWISE SPECIFIED DIMENSIONS IN INCHES (MM) TOLERANCES ARE:  ONE PLACE DECIMALS ±.100 TWO PLACE DECIMALS ±.010 THREE PLACE DECIMALS ±.005 FOUR PLACE DECIMALS ±.0020  ANGLES ±.5°</small>	SSHS-1-J SERIES	.100 cl Jump Middle Row Socket Strips - Straight	18 JAN 07	Scale NTS	
		4235 Earnings Way, New Albany, Indiana, 47150, USA 1-800-782-3486 (USA/Canada/Mexico) Tel: 812-944-7244 Fax: 812-944-7268 E-mail: mle@mlelectronics.com Web: www.mlelectronics.com			Revision B
					Sheet 2/2