

Customer Information Sheet

DRAWING No.: M80-681XXXXP

SHEET 2 OF 2

IF IN DOUBT - ASK

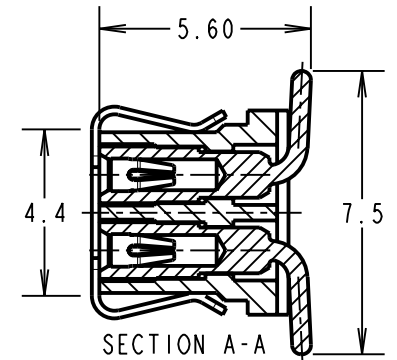
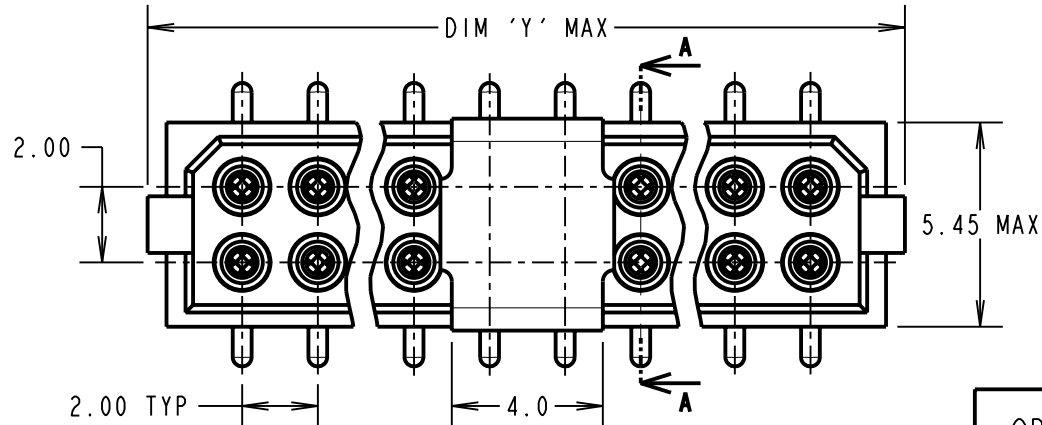
©

NOT TO SCALE

THIRD ANGLE PROJECTION

ALL DIMENSIONS IN mm

ASSEMBLY PART No.	No. OF CONTACTS	DIM 'X'	DIM 'Y'
M80-68104XXP	4	2.00	7.15
M80-68106XXP	6	4.00	9.15
M80-68108XXP	8	6.00	11.15
M80-68110XXP	10	8.00	13.15
M80-68112XXP	12	10.00	15.15
M80-68114XXP	14	12.00	17.15
M80-68116XXP	16	14.00	19.15
M80-68118XXP	18	16.00	21.15
M80-68120XXP	20	18.00	23.15
M80-68126XXP	26	24.00	29.15
M80-68134XXP	34	32.00	37.15
M80-68144XXP	44	42.00	47.15



SPECIFICATIONS:

MATERIAL:
 MOULDING = GLASS-FILLED POLYAMIDE 46, UL94V-0, BLACK
 CONTACT CLIP = BERYLLIUM COPPER
 CONTACT SHELL = BRASS
 PICK & PLACE CAP = PHOSPHOR BRONZE

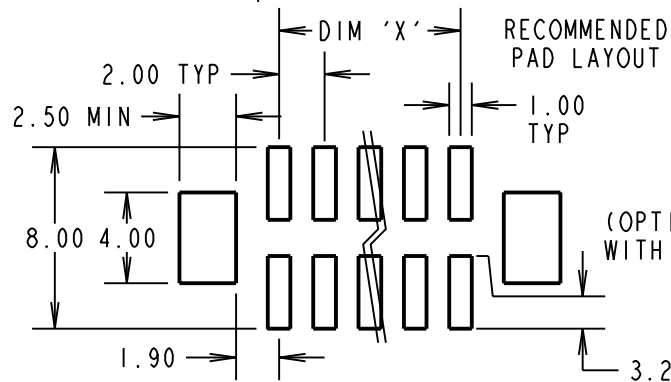
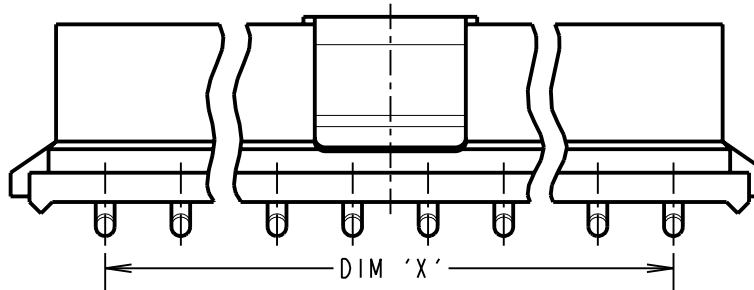
FINISH:
 01 = 0.3µ GOLD CLIP, 4µ TIN/LEAD SHELL
 42 = 0.3µ GOLD CLIP, 4µ 100% TIN SHELL
 45 = 0.3µ GOLD CLIP, 0.3µ GOLD SHELL

ELECTRICAL:
 CURRENT RATING AT 25°C = 3.0A MAX
 CURRENT RATING AT 85°C = 2.2A MAX
 WORKING VOLTAGE = 120V AC/DC
 VOLTAGE PROOF = 360V AC/DC
 CONTACT RESISTANCE = 25 mΩ MAX
 INSULATION RESISTANCE = 100 MΩ MIN

MECHANICAL:
 DURABILITY = 500 OPERATIONS
 INSERTION FORCE = 2.8N MAX, 1.0N MIN
 WITHDRAWAL FORCE = 1.8N MAX, 0.2N MIN

ENVIRONMENTAL:
 TEMPERATURE RANGE = -55°C TO +125°C

PACKING: TUBE



NOTES:
 1. FOR CONNECTOR WITHOUT PICK AND PLACE PAD, SEE DRAWING M80-681XXXX.

(OPTIONAL) HOLES REQUIRED FOR USE WITH LATCHED MALE CONNECTORS

ORDER CODE:

M80-681XXXXP

TOTAL No. OF CONTACTS
 04, 06, 08, 10, 12, 14,
 16, 18, 20, 26, 34, 44

FINISH
 01 - GOLD CLIP, TIN/LEAD SHELL
 42 - GOLD CLIP, 100% TIN SHELL
 45 - GOLD CLIP, GOLD SHELL

RA	2	01.10.09	10502
NAME	ISS.	DATE	C/NOTE
APPROVED:		R.ADDE	
CHECKED:		M.G.PLESTED	
DRAWN:		W. J. BOURNE	
CUSTOMER REF.:			
ASSEMBLY DRG:			

HARWIN

HARWIN USA TEL: 603 893 5376 FAX: 603 893 5396 mis@harwin.com	HARWIN Europe (UK) TEL: 023 9231 4545 FAX: 023 9231 4590 mis@harwin.co.uk	HARWIN Asia TEL: +65 6 779 4909 FAX: +65 6 779 3868 mis@harwin.com.sg
--	--	--

THIS DRAWING AND ANY INFORMATION OR DESCRIPTIVE MATTER SET OUT HEREON ARE CONFIDENTIAL AND COPYRIGHT PROPERTY OF THE HARWIN GROUP AND MUST NOT BE DISCLOSED, LOANED, COPIED OR USED FOR MANUFACTURING, TENDERING OR FOR ANY OTHER PURPOSE WITHOUT THEIR WRITTEN PERMISSION.

TOLERANCES
 X. = ±1mm
 X.X = ±0.25mm
 X.XX = ±0.10mm
 X.XXX = ±0.01mm

ANGLES = ±5°
 UNLESS STATED

MATERIAL:
 SEE ABOVE

FINISH: SEE ABOVE

S/AREA: mm²

TITLE: DATAMATE DIL VERTICAL SMT SOCKET ASSEMBLY (WITH PICK & PLACE CAP)

DRAWING NUMBER: **M80-681XXXXP**

SHT 2 OF 2