



## Features

- Stable, infinite resolution cermet element
- Vertical and horizontal adjust styles
- Optional packaging on embossed tape
- Compatible with surface mount manufacturing processes
- RoHS compliant\* - see [processing information](#) on RoHS compliant surface mount trimmers
- For trimmer applications/processing guidelines, [click here](#)

## 3269 - 1/4 " Square SMD Trimpot® Trimming Potentiometer

### Electrical Characteristics

Standard Resistance Range .....10 ohms to 1 megohm  
(see standard resistance table)  
Resistance Tolerance ..... ±10 % std.  
(closer tolerance available)  
Absolute Minimum Resistance ..... 1 % or 2 ohms max.  
(whichever is greater)  
Contact Resistance Variation ..... 3.0 % or 3 ohms max.  
(whichever is greater)  
Adjustability  
Voltage Divider ..... ±0.02 %  
Rheostat ..... ±0.05 %  
Resolution ..... Infinite  
Insulation Resistance ..... 500 vdc.  
1,000 megohms min.  
Dielectric Strength  
Sea Level ..... 600 vac  
80,000 Feet ..... 250 vac  
Effective Travel ..... 12 turns nom.

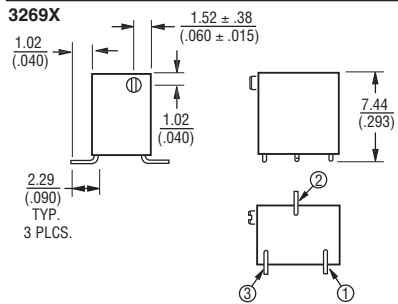
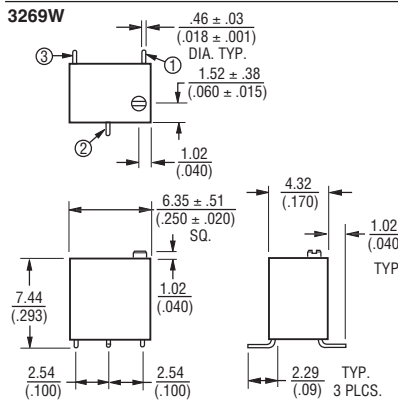
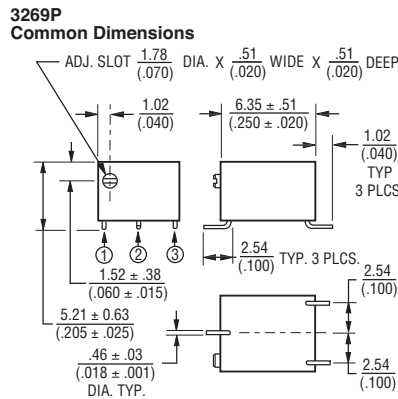
### Environmental Characteristics

Power Rating (300 volts max.)  
85 °C ..... 0.25 watt  
150 °C ..... 0 watt  
Temperature Range ... -65 °C to +150 °C  
Temperature Coefficient ... ±100 ppm/°C  
Seal Test ..... 85 °C Fluorinert†  
Humidity ..... MIL-STD-202 Method 106  
(2 % ΔTR; IR 100 Megohms)  
Vibration ..... 30 G (1 % ΔTR; 1 % ΔVR)  
Shock ..... 100 G (1 % ΔTR; 1 % ΔVR)  
Load Life .. 1,000 hours 0.25 watt @ 85 °C  
(3 % ΔTR; 3 % or 3 ohms whichever is greater, CRV)  
Rotational Life ..... 200 cycles  
(2 % ΔTR; 3 % or 3 ohms, whichever is greater, CRV)

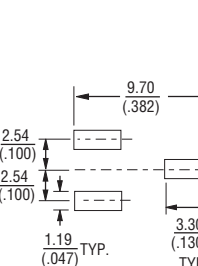
### Physical Characteristics

Torque ..... 2.5 oz-in. max.  
Mechanical Stops ..... Wiper idles  
Terminals ..... Solderable pins  
Weight ..... 0.015 oz.  
Marking ..... Manufacturer's trademark, resistance code, wiring diagram, date code, manufacturer's model number and style  
Standard Packaging ..... 50 pcs. per tube  
Adjustment Tool ..... H-90  
Wiper ..... 50 % (Actual TR) ±10 %

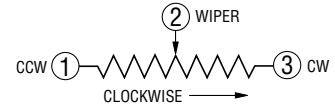
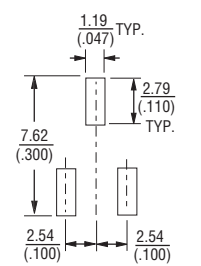
### Product Dimensions



### RECOMMENDED PCB LAYOUT - "P"



### RECOMMENDED PCB LAYOUT - "W" & "X"



DIMENSIONS:  $\frac{\text{MM}}{\text{(INCHES)}}$   
TOLERANCES: ± 0.25 (.010) EXCEPT WHERE NOTED

### How To Order

**3269 X - 1 - 103 G LF**

Model \_\_\_\_\_  
Style \_\_\_\_\_  
Standard or Modified Product Indicator \_\_\_\_\_  
For P pin style:  
-1 = Terminals #1 & #3 away from sprocket holes  
For W & X pin styles:  
-1 = Terminals #1 & #3 toward sprocket holes  
For P, W & X pin styles:  
-11 = ±5 % TR  
Resistance Code \_\_\_\_\_  
Embossed Tape Designator \_\_\_\_\_  
G = Embossed Tape  
"P" Style - 750 pcs./13" reel  
"W, X" Style - 500 pcs./13" reel  
Terminations \_\_\_\_\_  
LF = 100 % Tin-plated (RoHS compliant)  
Blank = 90 % Tin / 10 % Lead-plated (Standard)

### Standard Resistance Table

Resistance (Ohms)	Resistance Code
10	100
20	200
50	500
<b>100</b>	<b>101</b>
<b>200</b>	<b>201</b>
<b>500</b>	<b>501</b>
<b>1,000</b>	<b>102</b>
<b>2,000</b>	<b>202</b>
<b>5,000</b>	<b>502</b>
<b>10,000</b>	<b>103</b>
<b>20,000</b>	<b>203</b>
<b>25,000</b>	<b>253</b>
<b>50,000</b>	<b>503</b>
<b>100,000</b>	<b>104</b>
200,000	204
250,000	254
500,000	504
1,000,000	105

Popular distribution values listed in boldface. Special resistances available.

\*RoHS Directive 2002/95/EC Jan. 27, 2003 including annex and RoHS Recast 2011/65/EU June 8, 2011.  
†"Fluorinert" is a registered trademark of 3M Co. Specifications are subject to change without notice.

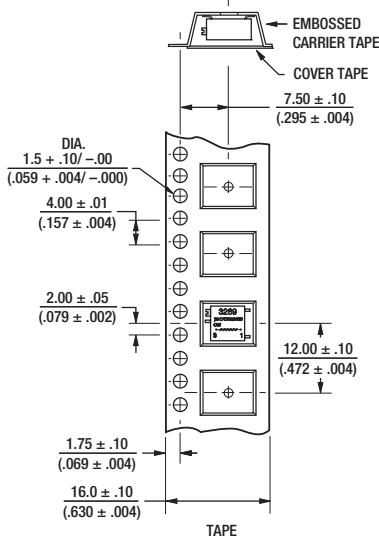
The device characteristics and parameters in this data sheet can and do vary in different applications and actual device performance may vary over time. Users should verify actual device performance in their specific applications.

# 3269 - Packaging Specifications

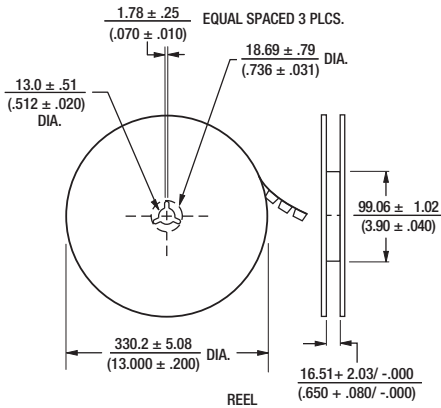
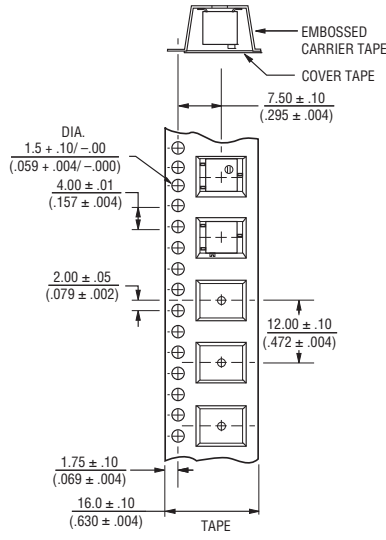
**BOURNS®**

## Packaging Specifications

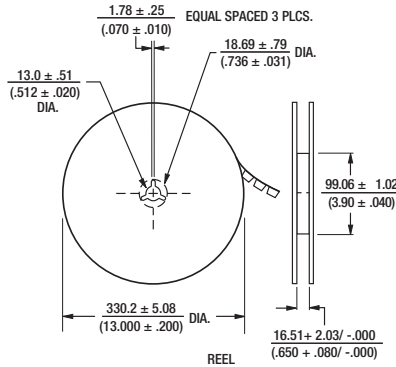
(P Style)



(W & X Styles)



-1 as shown meets EIA Specification 481.  
Units packaged 750 pieces per reel.



-2 as shown meets EIA Specification 481.  
Units packaged 500 pieces per reel.

REV. 05/13

"Trimpot" is a registered trademark of Bourns, Inc. Specifications are subject to change without notice. The device characteristics and parameters in this data sheet can and do vary in different applications and actual device performance may vary over time. Users should verify actual device performance in their specific applications.