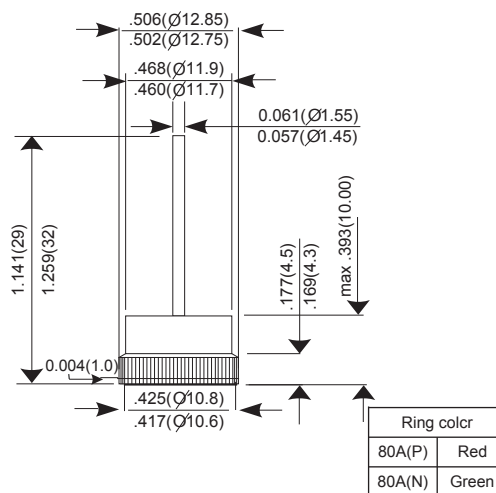


Features

- ★ Low forward voltage drop
- ★ High current capability
- ★ High reliability
- ★ High surge current capability

Mechanical Data

- ★ Case: OFC Heat Sink
- ★ Encapsulation: Epoxy Sealed Rated UL94V-0
- ★ Polyimide Passivated Auto Rectifier
- ★ P type Plastic Ring --Red color
- ★ N type Plastic Ring --Green color
- ★ Weight: 6.90 gram



Dimensions in inches and (millimeters)

MAXIMUM RATINGS AND ELECTRICAL CHARACTERISTICS

Rating at 25°C ambient temperature unless otherwise specified.

Type Number	SYMBOL	PBFR8018JP/N	PBFR8020JP/N	PBFR8030JP/N	Units
Peak Repetitive Reverse Voltage@Irrm=100mA	VRRM	19-25	24-28	34-40	V
Maximum RMS Voltage	VRMS	16	20	28	V
Maximum DC Blocking Voltage(TA=25°C)	VB	16	20	28	V
Average Forward Current Io@Tc=175°C 60 Hz, resistive or inductive load	I(AV)	80			A
Peak Forward Surge Current, 8.3ms single Half sine-wave superimposed on rated load (JEDEC method)	IFSM	800			A
Maximum Inst. Forward Voltage Drop, IF at 100 Amp	VF	0.96		0.98	V
Maximum DC Reverse Current @TJ=25°C At Rated DC Blocking Voltage @TJ=175°C	IR	0.2 300			uA uA
Operating Junction and Storage Temperature Range TJ, TSTG	TJ, TSTG	- 40 to + 225			°C

RATINGS AND CHARACTERISTIC CURVES PBFR8018JP/N THRU PBFR8030JP/N

FIG.1 - FORWARD CURRENT DERATING CURVE

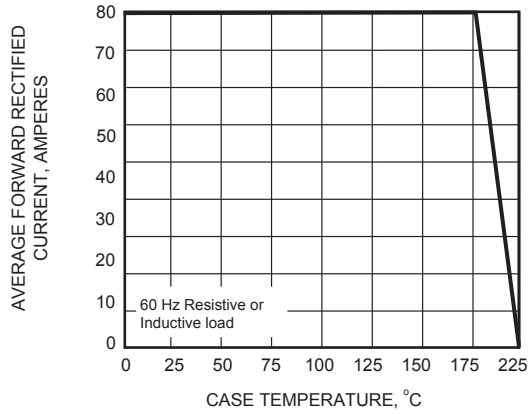


FIG.2 - MAXIMUM NON-REPETITIVE PEAK FORWARD SURGE CURRENT

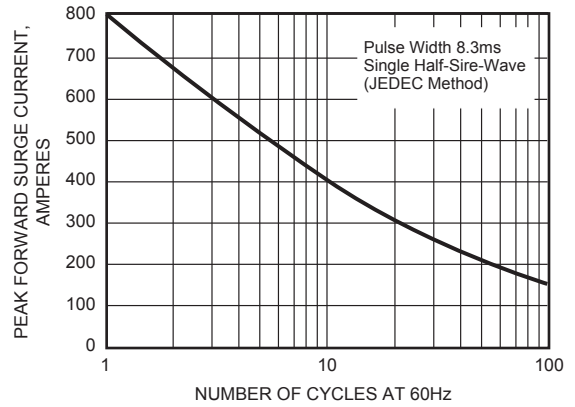


FIG.3 - TYPICAL INSTANTANEOUS FORWARD CHARACTERISTICS

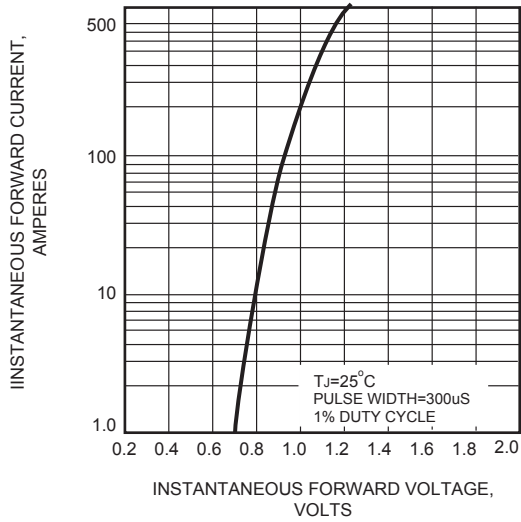


FIG.4 - TYPICAL REVERSE CHARACTERISTICS

