

SMD MOLDED WOUND CHIP INDUCTOR

AIMS-1812H



RoHS
Compliant



4.2 x 3.2 x 3.2mm

FEATURES:

- High current type compared to AISM-1812
- Best suited for power supply lines

APPLICATIONS:

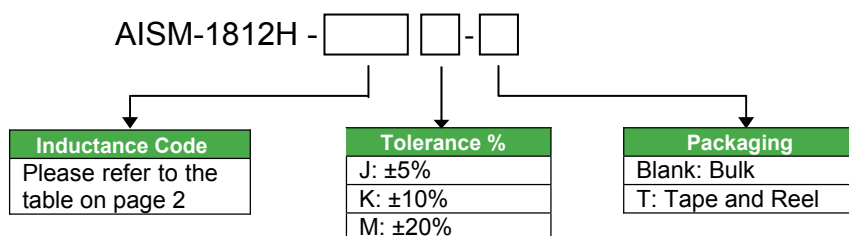
- VCRs & Video Cameras
- Automobile Audio Systems
- Computer products & Peripherals
- Liquid crystal televisions

STANDARD SPECIFICATIONS:

PARAMETERS	
ABRACON P/N:	AISM-1812H-xxx Series
Operating temperature	-40°C to + 125°C
Storage temperature:	under +25°C, humidity <75%RH
Tolerance:	J=±5%; K=±10%; M=±20%; K is standard

Part No.	L(μH)	Q	Test Freq.	SRF(MHz)	RDC(Ω)	IDC(mA)
		(min)	(MHz)	(min)	(max)	(max)
AISM-1812H-1R0	1.0	10	7.96	200	0.11	1050
AISM-1812H-1R2	1.2	10	7.96	160	0.12	1000
AISM-1812H-1R5	1.5	10	7.96	130	0.15	950
AISM-1812H-1R8	1.8	10	7.96	100	0.16	900
AISM-1812H-2R2	2.2	10	7.96	80	0.18	850
AISM-1812H-2R7	2.7	10	7.96	60	0.20	800
AISM-1812H-3R3	3.3	10	7.96	45	0.22	750
AISM-1812H-3R9	3.9	10	7.96	40	0.24	700
AISM-1812H-4R7	4.7	10	7.96	35	0.27	650
AISM-1812H-5R6	5.6	10	7.96	30	0.30	650
AISM-1812H-6R8	6.8	10	7.96	28	0.35	600
AISM-1812H-8R2	8.2	10	7.96	25	0.40	600
AISM-1812H-100	10	10	2.52	22	0.50	550
AISM-1812H-120	12	10	2.52	21	0.60	500
AISM-1812H-150	15	10	2.52	20	0.70	450
AISM-1812H-180	18	10	2.52	19	0.80	400
AISM-1812H-220	22	10	2.52	18	0.90	370
AISM-1812H-270	27	10	2.52	16	1.20	330
AISM-1812H-330	33	10	2.52	14	1.40	300
AISM-1812H-390	39	10	2.52	12	1.60	280
AISM-1812H-470	47	10	2.52	11.5	1.90	260
AISM-1812H-560	56	10	2.52	11.0	2.20	240
AISM-1812H-680	68	10	2.52	10.0	2.60	220
AISM-1812H-820	82	10	2.52	9.0	3.50	200
AISM-1812H-101	100	20	0.796	8.0	4.00	180
AISM-1812H-121	120	20	0.796	7.5	4.50	160
AISM-1812H-151	150	20	0.796	7	6.50	140
AISM-1812H-181	180	20	0.796	6.5	7.50	120
AISM-1812H-221	220	20	0.796	5.5	9.00	120
AISM-1812H-271	270	20	0.796	5	11.00	100
AISM-1812H-331	330	20	0.796	4	13.00	90

OPTIONS & PART IDENTIFICATION:



SMD MOLDED WOUND CHIP INDUCTOR

AIMS-1812H



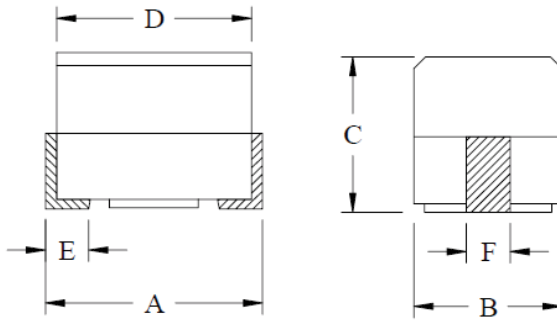
RoHS
Compliant



4.2 x 3.2 x 3.2mm

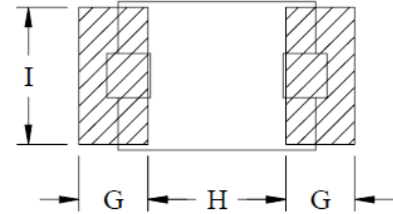
OUTLINE DRAWING:

Dimensions:
mm



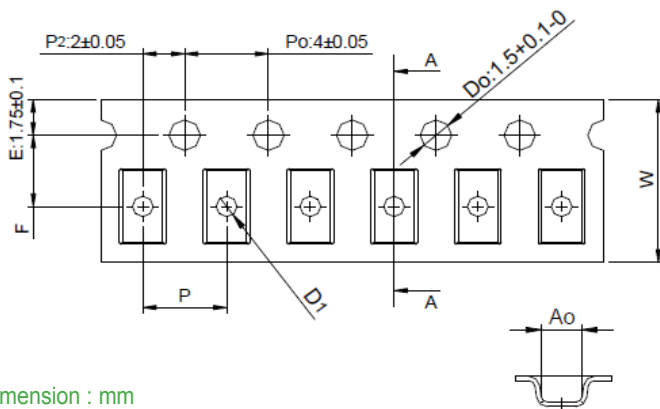
A	B	C	D	E	F
4.5±0.30	3.2±0.20	3.2±0.20	4.2±0.20	1.00	1.20

LAND PATTERNS(mm)



G	H	I
1.50	3.00	2.80

TAPE & REEL: Tape and reel 500pcs/reel



SECTION A-A

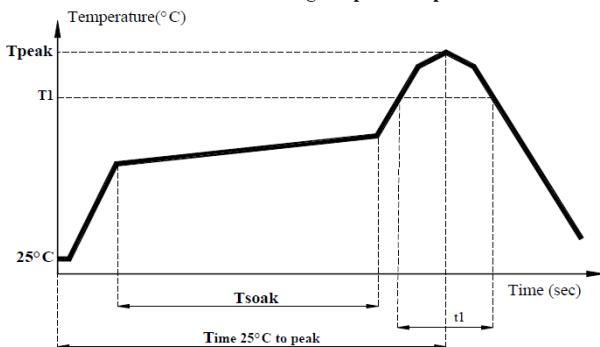
Dimension : mm

A0	B0	K0	P	F	W	t
3.5±0.1	4.9±0.1	3.4±0.1	8±0.1	5.5±0.1	12±0.2	0.3±0.05

A	B	C	D
13.5±0.5	60±2.0	13.5±0.5	178±2.0

REFLOW PROFILE:

Reflow soldering temperature profile



Item	Mark	Spec
Temperature rise gradient		3°C/sec (max)
Heating time	Tsoak	50s ~ 150s
Heating temperature		120°C~180°C
Time maintained above: -Temperature (T1) -Time (t1)	T1/t1	217°C /60 sec
Peak temperature	Tpeak	250 °C max.
Time 25°C to peak Temperature		6 minutes max.

ATTENTION: Abracon Corporation's products are COTS – Commercial-Off-The-Shelf products; suitable for Commercial, Industrial and, where designated, Automotive Applications. Abracon's products are not specifically designed for Military, Aviation, Aerospace, Life-dependant Medical applications or any application requiring high reliability where component failure could result in loss of life and/or property. For applications requiring high reliability and/or presenting an extreme operating environment, written consent and authorization from Abracon Corporation is required. Please contact Abracon Corporation for more information.

ABRACON IS
ISO9001:2008
CERTIFIED



ABRACON
CORPORATION

Visit www.abracon.com for Terms & Conditions of Sale **Revised: 08.12.10**
30332 Esperanza, Rancho Santa Margarita, California 92688
tel 949-546-8000 | fax 949-546-8001 | www.abracon.com