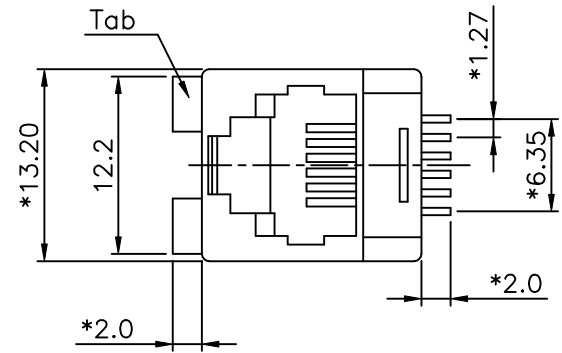
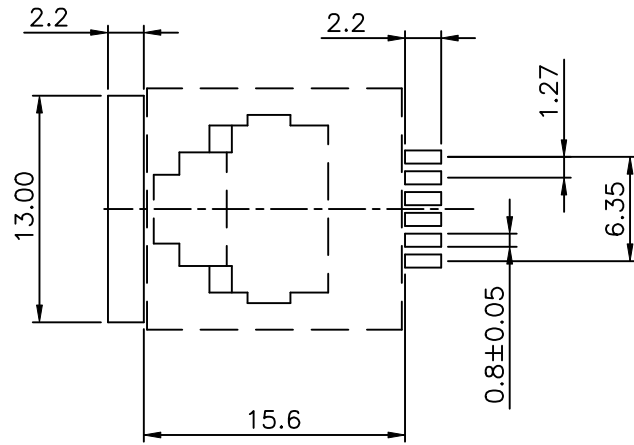
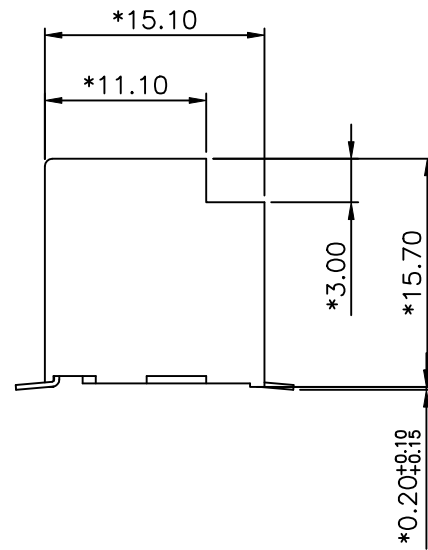


A1RFRD10

REVISION RECORD				
REV	ECO	DESCRIPTION	DRFT	CHKD



PC Board Layout  
Component Side Shown



**NOTES:**

ELECTRICAL:

1. VOLTAGE RATING : 125 VAC RMS.
2. CURRENT RATING : 1.5 AMP.
3. CONTACT RESISTANCE : 30 MILLIOHMS MAX.
4. INSULATION RESISTANCE: 1000 MEGOHMS MIN @ 500 VDC.
5. DIELECTRIC STRENGTH : 1000 VAC RMS 60Hz, 1MIN.

MECHANICAL:

1. HOUSING MATERIAL : NYLON FR52 (HIGH TEMPERATURE) UL94V-0.
2. CONTACT MATERIAL : PHOSPHOR BRONZE t=0.35mm.
3. PLATING : GOLD PLATING OVER NICKEL.
4. OPERATING LIFE : 750 CYCLES MIN.
5. PCB RETENTION PRE-SOLDER : 1 LB MIN.
6. PCB RETENTION POST-SOLDER: 10 LBS MIN.

ENVIRONMENTAL:

1. STORAGE : -40°C TO +85°C.
2. OPERATION: -40°C TO +85°C.
3. WAVE SOLDER TEMPERATURE: 255°C TO 265°C 5~10 SECOND.

MATES WITH MODULAR PLUG CONFORMING TO  
FCC PART 68, SUBPART F.

CUL FILE NO. E163191

PART NUMBER: E526X-700BBX-L

- 4- 4CONTACTS      1- 3u" 2- 6u" 3-15u"
- 6- 6CONTACTS      4-30u" 5-50u"

DETACHED LISTS	← MM (INCH) →		DFTOANKUE	DATE 04/08/05
	TOLERANCES EXCEPT AS NOTED		CHKDQIANPU	DATE 2005/4/16
	MM	±	MFO	DATE
	.0 ±0.20	±	APPVLLUSHENG	DATE 2005/4/16
	.00 ±0.15	±	MATERIAL :	
.000 ±0.075	±	QT'Y :		
ANGLES ±		FINISH :		SCALE :
THIRD ANGLE PROJECTION		DO NOT SCALE DRAWING		SHEET X OF Y

FULL RISE ELECTRONIC CO., LTD

TITLE  
TOP ENTRY PCB JACK (SMT TYPE)

DRAWING NO. GE523A21-LA  
/PART NO. SEE NOTE

SIZE REV  
A3 0