

2mm BOARD STACKER TW SERIES

SPECIFICATIONS

For complete specifications see www.samtec.com?TW

Insulator Material:
Black Liquid Crystal Polymer
Terminal Material:
Phosphor Bronze
Plating:
Sn or Au over 50µ" (1,27µm) Ni
Current Rating:
3A @ 80°C ambient
Operating Temp Range:
-55°C to +105°C with Tin;
-55°C to +125°C with Gold
RoHS Compliant:
Yes

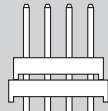


Processing:
Max Processing Temp:
230°C for 60 seconds, or
260°C for 20 seconds with Gold
Lead-Free Solderable:
Yes

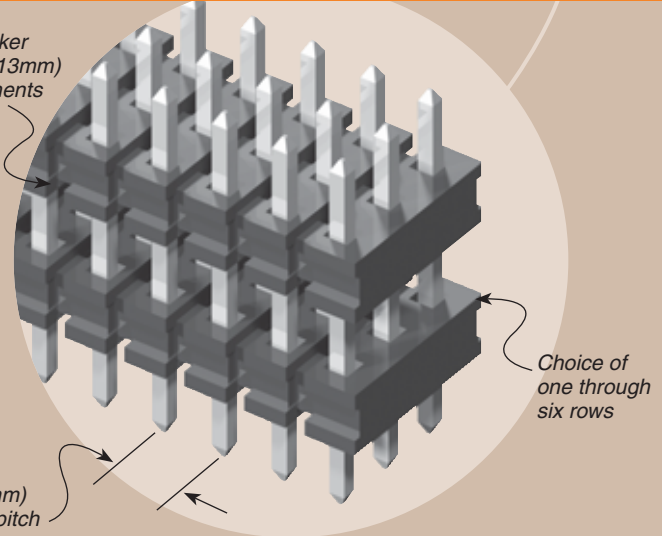
Mates with:
CLT, SQT, SQW, ESQT,
TLE, SMM, MMS, TCSD

Specify stacker height in (0,13mm) .005" increments

ALSO AVAILABLE



Paste In Hole (PIH) processing. Contact Samtec ASP Group.



Choice of one through six rows

(2,00mm) .0787 pitch

Note: Other Gold plating options available. Contact Samtec.

Note: This Series is non-standard, non-returnable.

Also Available

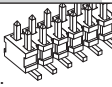
2mm Shunt

See 2SN Series.



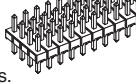
Surface Mount

See previous page.



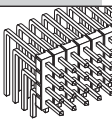
Low Profile

See TMM Series.



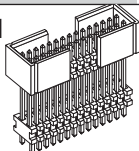
Right Angle

See TMM Series.



Shrouded Double Row

See ZLTMM Series.



TW	NO. PINS PER ROW	LEAD STYLE	PLATING OPTION	ROW OPTION	STACKER HEIGHT	TAIL SPEC
	02 thru 50	Specify LEAD STYLE from chart below.	-L = 10µ" (0,25µm) Gold contact area, Matte Tin on tail -G = 20µ" (0,51µm) Gold contact area, Gold flash on tail -T = Matte Tin	-S = Single Row -D = Double Row -T = Triple Row -Q = Four Row -5 = Five Row -6 = Six Row	-"XXX" = Stacker Height In inches (0,13mm) .005" increments Example: -250 = (6,35mm) .250"	-"XXX" = Tail Length In inches (0,13mm) .005" increments Example: -150 = (3,81mm) .150" -"XXX" = Polarized Position (Specify position to be removed)

LEAD STYLE	OAL
-01	(8,20) .323
-02	(9,60) .377
-03	(13,60) .535
-04	(14,10) .555
-05	(15,10) .594
-06	(17,10) .673
-07	(19,10) .751
-08	(21,10) .830
-09	(11,60) .456
-10	(15,60) .614
-11	(10,08) .397
-12	(28,19) 1.110

* Style -08 & -12 = S & D only

ROW OPTION	STACKER HEIGHT
-S, -D*, & -Q	(3,05) .120 MIN
-T, -5, -6	(4,06) .160 MIN

* -D with stacker height greater than (4,06mm) .160" will not have standoffs.

Due to technical progress, all designs, specifications and components are subject to change without notice.

WWW.SAMTEC.COM