




Screw Clamp 35 mm DIN-Rail Terminals Disconnect

WTR 2.5

WTR 2.5 D
with diode plug

WTR 2.5 D
with StB
with diode plug and
2.3 test socket

WTR 2.5
without plug



Dimensions

Width/Length/Height mm (in.)

With TS 35 x 7.5 5 / 60 / 49 (.197"/2.36"/1.93")

With TS 32 mm (in.) 10 (.39")

Insulation stripping length

Technical Data

Rated voltage/current/wire size

UL	300V / 10A / #22...12 AWG	300V / 10A / #22...12 AWG	300V / 10A / #22...12 AWG	300V / 10A / #22...12 AWG
CSA	300V / 10A / #26...12 AWG	300V / 10A / #26...12 AWG	300V / 10A / #26...12 AWG	300V / 10A / #26...12 AWG
VDE	500V / 16A / 2.5mm ²	500V / 16A / 2.5mm ²	500V / 16A / 2.5mm ²	380V / 16A / 2.5 mm ²

Torque

Nm (lb. in.) 0.8 (7.1)

Clamping screw

M 2.5** 2.5 3 2.5**

Ordering Data

Additional colors available, see page 2/28.

Version

Beige Wemid	101110	101350	101320	101290
Beige Wemid	101120 (2 StB 2.3)**	101360	101330	101280 with StB 2.3**
Blue Wemid	101128 (2 StB 2.3)**			
Beige Wemid		101370 with wire link	101340 with wire link	
Dark beige/yellow Wemid				
Beige/yellow Wemid				
Blue/light-blue Wemid				
Orange Wemid	101116			
Beige PA				

End plate/partitions



	Type	Cat. No.	Type	Cat. No.	Type	Cat. No.	Type	Cat. No.
WAP (thickness 1.5mm)	WAP 2.5...10	105000	WAP 2.5...10	105000	WAP 2.5...10	105000	WAP 2.5...10	105000
Beige Wemid								
PA								
WTW								
Beige Wemid	WTW 2.5...10	105010	WTW 2.5...10	105010	WTW 2.5...10	105010	WTW 2.5...10	105010


Jumpers/test plugs



Final number indicates the number of poles. See Accessories Section (5) for additional pole numbers and information.

QL 2	21580	QL 2	21580	QL 2	21580	QL 2	21580
QL 3	21590	QL 3	21590	QL 3	21590	QL 3	21590
QL 4	21600	QL 4	21600	QL 4	21600	QL 4	21600
QL 10	33800	QL 10	33800	QL 10	33800	QL 10	33800

Cross-connection plug (2-pole, ø 2.3)



PS 2.3

WDS 2	106990	BS-M 2.5x4.5	106270	BS-M 2.5x4.5	106270	BS-M 2.5x4.5	106270
BS-M 2.5x4.5	106270	PS 2.3 (ø 2.3)	18040	PS 2.3 (ø 2.3)	18040	PS 2.3 (ø 2.3)	18040

Jumper screw
For #18 AWG wire

Tools

Notching tool for jumper hole

WAW 2	900451	WAW 2	900451	WAW 2	900451	WAW 2	900451
-------	---------------	-------	---------------	-------	---------------	-------	---------------

Screwdrivers



SDIK for StB	903713	SDIK for StB	903713	SDIK for StB	903713	SDIK for StB	903713
SD	903701	SD	903701	SD	903701	SD	903701

Diode plugs



- +	WSD 2.5	105846	WSD 2.5	105846	WSD 2.5	105846	WSD 2.5	105846
+ -	WSD 2.5	105856	WSD 2.5	105856	WSD 2.5	105856	WSD 2.5	105856
With wire link	WSD 2.5	105866	WSD 2.5	105866	WSD 2.5	105866	WSD 2.5	105866
Empty Housing	WSD 2.5	105876	WSD 2.5	105876	WSD 2.5	105876	WSD 2.5	105876

Marking tags

Note: Part numbers are shown for a single card of pre-printed tags numbered 1-50. For additional information, see section 5.

	Print	Consecutive horizontal	Consecutive vertical
FW 5	473460001	FW 5	473460001
FS 5	473560001	FS 5	473560001

See Section 5 for mounting rails, end brackets, additional marking material and accessories

* Rated current is limited to 1A when using the diode plug
** M 3 thread for versions with socket (StB), Torque 0.6 (5.2)

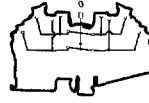
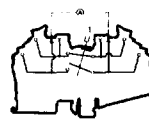
WTR 2.5/1.5ZZ

ASK 1

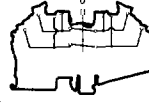
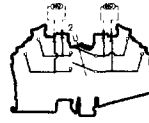
with disconnect slug*



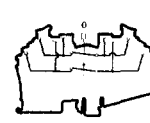
WDT 1.5/1



WDT 1.5/2



WDT 1.5/3



5/60/49 (.197"/2.36"/1.93")	8/58/44 (.31"/2.28"/1.73")	6.5/112/76 (.26"/4.41"/3")	6.5/112/76 (.26"/4.41"/3")	6.5/112/76 (.26"/4.41"/3")	
-	-	6.5/112/67 (.26"/4.41"/2.64")	6.5/112/67 (.26"/4.41"/2.64")	6.5/112/67 (.26"/4.41"/2.64")	
7 (.28")	9 (.35")	10 (.39")	10 (.39")	10 (.39")	
300V / 10A / #22...12 AWG	300V / 15A / #22...12 AWG	300V / 10A / #22...14 AWG	300V / 10A / #22...14 AWG	300V / 10A / #22...14 AWG	
-	300V / 10A / #26 ...12 AWG	300V / 10A / #26...14 AWG	300V / 10A / #26...14 AWG	300V / 10A / #26 ...14 AWG	
400V / 14A / 2.5mm ²	500V / 6.3A / 4mm ²	250VAC / 10A / 1.5mm ²	250VAC / 10A / 1.5mm ²	250VAC / 10A / 1.5mm ²	
0.6 (5.2)	0.9 (8.0)	0.57 (5.0)	0.57 (5.0)	0.57 (5.0)	
3	3	2.5	2.5	2.5	
103990					
103998					
		101580	101590	101600	
		101586	101526	101556	101546
				101576	101566
				101616	
	45636				
	Type	Cat. No.	Type	Cat. No.	Type
	AP/ASK 1	38036			
ZQV 2.5/2	160886				
ZQV 2.5/3	160887				
ZQV 2.5/4	160888				
ZQV 2.5/5	160889				
ZQV 2.5/6	160890				
ZQV 2.5/7	160891				
ZQV 2.5/8	160892				
ZQV 2.5/9	160893				
ZQV 2.5/10	160894				
PS 2.3	18040	PS 2.3	18040	PS 2.3	18040
SDIK	903713				
	SD	903701	SD	903701	SD
WSD 2.5	105846				
WSD 2.5	105856				
WSD 2.5	105866				
WSD 2.5	105876				
FW 5	473480001	FW 6.5	468160001	FW 6.5	468160001
FS 5	473580001	FS 6.5	468260001	FS 6.5	468260001

* Includes Brass Slug - SBL 201275