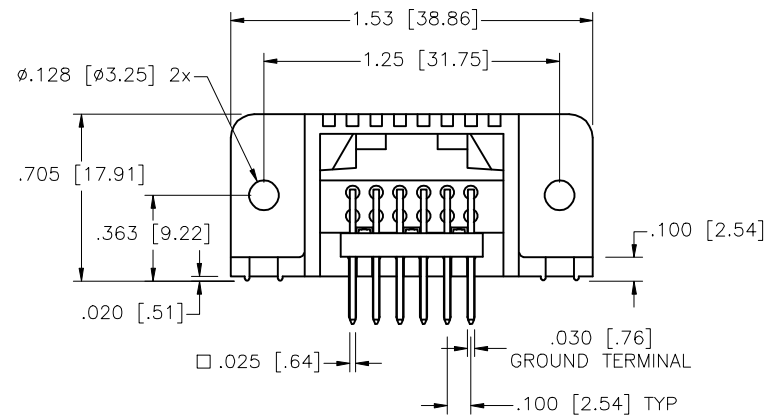
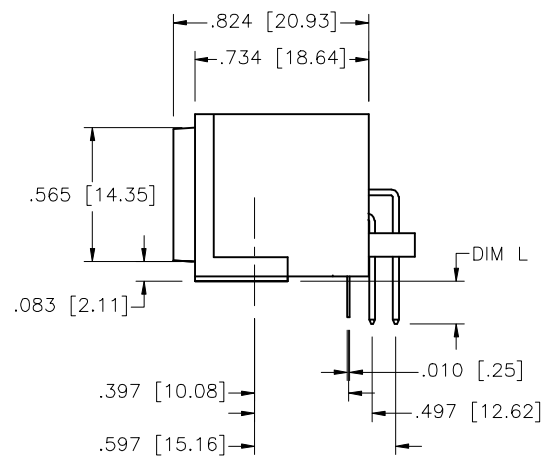
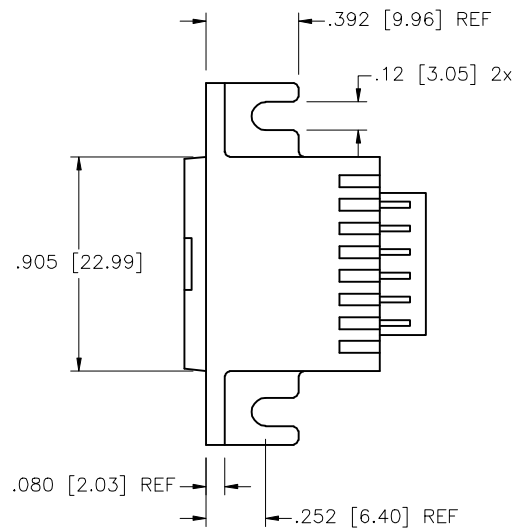


PRODUCT NUMBER  
SEE TABLE



|             |                |     |         |                                       |                                  |            |                                   |
|-------------|----------------|-----|---------|---------------------------------------|----------------------------------|------------|-----------------------------------|
| mat'l. code |                |     |         | surface<br>ISO 1902                   | tolerance<br>ISO 406<br>ISO 1901 | projection | product family                    |
| ltr         | ecn no         | dr  | date    | tolerances unless otherwise specified |                                  | INCH/MM    | title                             |
| C           | V10986         | TFG | 3/2/01  | angles                                | .XX±.01/.XX±0.3                  |            | 2X6 LNL RIGHT ANGLE PANEL         |
| D           | M05-0050       | MHT | 3/16/05 | linear                                | .XXX±.005/.XX±0.13               | scale 1:1  | MOUNT HEADER ASSEMBLY             |
| E           | M06-0285       | AGS | 7/28/06 | 0'±2'                                 | .XXX±.0020/.XXX±0.051            |            |                                   |
| F           | M09-0048       | MHT | 3/12/09 | dr                                    | M. CORNMANN 6/21/90              |            | dwg no 78090 sheet 1 of 2 size A3 |
|             |                |     |         | engr                                  | D. HORCHLER 6/21/90              |            |                                   |
|             |                |     |         | chr                                   | D. HORCHLER 6/21/90              |            |                                   |
|             |                |     |         | appd                                  | D. HORCHLER 6/21/90              |            |                                   |
| sheet index | revision sheet | F   | F       |                                       |                                  |            | type Product Customer Drawing     |
|             |                | 1   | 2       |                                       |                                  |            |                                   |

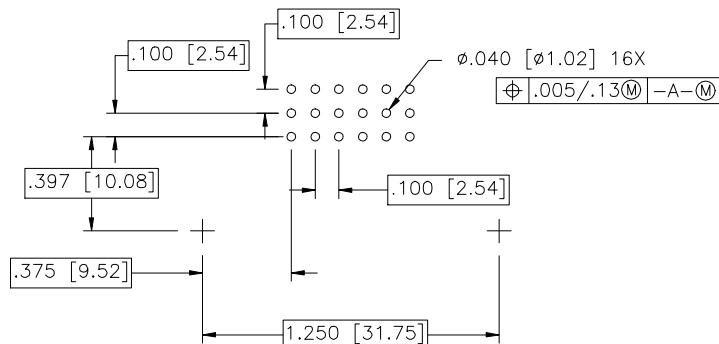
78090-XXXLF

LEAD FREE OPTION (6) (7)

|   | COLOR (4)         |
|---|-------------------|
| 1 | 70343 LT GRAY     |
| 2 | 80166 OFF WHITE   |
| 3 | 70634 DK GRAY     |
| 4 | 701 BLACK         |
| 5 | 70511 SLATE GRAY  |
| 7 | 70455 SILVER GRAY |
| 8 | 80189 PEARL WHITE |
| 9 | 70419 PEBBLE GRAY |

|   | PLATING (8)          |
|---|----------------------|
| 0 | 30u" GXT             |
| 3 | 30u" AU OVER 50u" NI |
| 5 | 50u" AU OVER 50u" NI |

|   | PIN LENGTH<br>DIM L |
|---|---------------------|
| 0 | .200/5.08           |
| 1 | .130/3.30           |



## NOTES:

- 1 HEADER SHROUD  
MAT'L: POLYCARBONATE.  
94 VO RATED.
- 2 GROUND CONTACT  
MAT'L: COPPER ALLOY  
PLATING: 200u"/5.08 93/7 TIN/LEAD  
LEAD FREE OPTION  
PLATING: 200u"/5.08 PURE TIN
- 3 SIGNAL CONTACT  
MAT'L: COPPER ALLOY  
PLATING: SEE TABLE
- (4) NUMBERS SHOWN ARE FOR G.E. LEXAN AND  
ARE FOR REFERENCE ONLY.
- (5) THIS ASSEMBLY U.L. APPROVED PER FILE E66906 VOL. 1, SEC. 84  
AND CSA APPROVED PER MASTER FILE LR46923.
- (6) ADD LF SUFFIX AT THE END OF PART NUMBER FOR LEAD FREE OPTION.
- (7) THIS PRODUCT MEETS EUROPEAN UNION DIRECTIVES AND OTHER  
COUNTRY REGULATION AS DESCRIBED IN GS-22-008.
- (8) PLATING OPTIONS:  
MAY BE EITHER GOLD OR GXT PLATED AT MANUFACTURER'S OPTION.

## RECOMMENDED P.C.B. LAYOUT

|             |          |    |      |                                       |   |                               |   |
|-------------|----------|----|------|---------------------------------------|---|-------------------------------|---|
| mat'l. code |          |    |      | surface<br>ISO 1302                   | tolerance<br>ISO 406<br>ISO 1101                          | projection<br>ISO 1001        | product family<br>LETCH-N-LOK                               |
| ltr         | ecr no   | dr | date | tolerances unless otherwise specified |   | INCH/MM                       | title<br>2X6 LNL RIGHT ANGLE PANEL<br>MOUNT HEADER ASSEMBLY |
| F           |          |    |      | angles                                | linear  |                               |   |
|             |          |    |      | 0°±2'                                 | XXX±.01/XX±0.3<br>XXX±.006/XX±0.13<br>XXX±.0020/XXX±0.051 | scale 1:1                     | sheet 2 of 2 size   |
|             |          |    |      | dr                                    | M. CORNMEN 6/21/90  | FCJ                           | A3  |
|             |          |    |      | engr                                  | D. HORCHLER 6/21/90                                       |                               |   |
|             |          |    |      | chr                                   | D. HORCHLER 6/21/90                                       |                               |   |
|             |          |    |      | appd                                  | D. HORCHLER 6/21/90                                       |                               |   |
| sheet       | revision |    |      |                                       |   | type Product Customer Drawing |   |
| index       | sheet    |    |      |                                       |   |                               |   |