

# MODIFIED HEADER MTMM SERIES

## SPECIFICATIONS

For complete specifications see [www.samtec.com?MTMM](http://www.samtec.com?MTMM)

**Insulator Material:**  
Black Liquid Crystal Polymer



**Terminal Material:**  
Phosphor Bronze

**Plating:**  
Sn or Au over 50µ" (1,27µm) Ni

**Current Rating:**  
3A @ 80°C ambient

**Operating Temp Range:**  
-55°C to +105°C with Tin;  
-55°C to +125°C with Gold

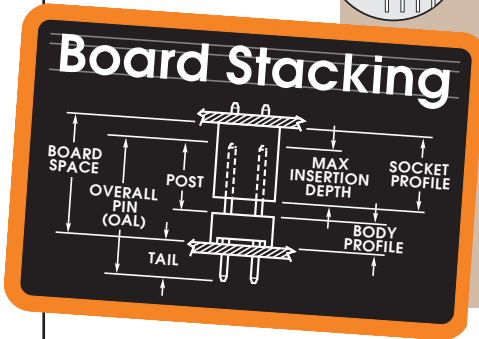
**RoHS Compliant:**  
Yes

### Processing:

**Max Processing Temp:**  
230°C for 60 seconds, or  
260°C for 20 seconds 3x

**Lead-Free Solderable:**  
Yes

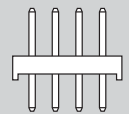
**Mates with:**  
CLT, SQT, SQW, ESQT,  
TLE, SMM, MMS, TCSD



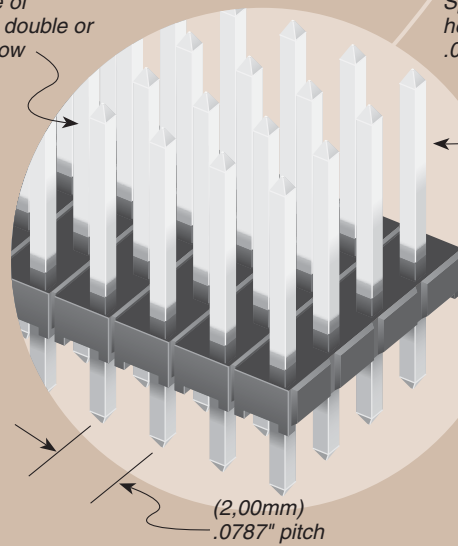
Choice of single, double or quad row

Specify post height in (0,13mm) .005" increments

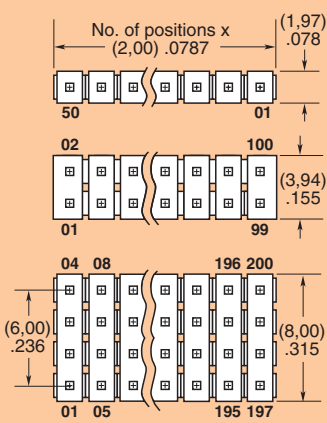
**ALSO AVAILABLE**



Paste In Hole (PIH) processing. Contact Samtec ASP Group.



01 thru 50



Specify LEAD STYLE from chart.

- L = 10µ" (0,25µm) Gold post, Matte Tin on tail
- G = 20µ" (0,51µm) Gold post Gold flash on tail
- T = Matte Tin

- S = Single Row
- D = Double Row
- Q = Quad Row

- "XXX" = Post Height in inches (0,13mm) .005" increments  
Example: -070 = (1,78mm) .070"

- "XXX" = Polarized Position Specify position of omitted pin

LEAD STYLE	OAL
-02	(6,48) .255
-03	(7,67) .302
-04	(8,20) .323
-05	(9,58) .377
-06	(10,08) .397
-07	(11,58) .456
-08	(12,09) .476
-09	(13,59) .535
-10	(14,10) .555
-11	(15,09) .594
-12	(15,60) .614
-13	(17,09) .673
-14	(19,08) .751
-15	(21,08) .830

**Note:** Other Gold plating options available. Contact Samtec.

**Note:** This Series is non-standard, non-returnable.

Due to technical progress, all designs, specifications and components are subject to change without notice.

[WWW.SAMTEC.COM](http://WWW.SAMTEC.COM)