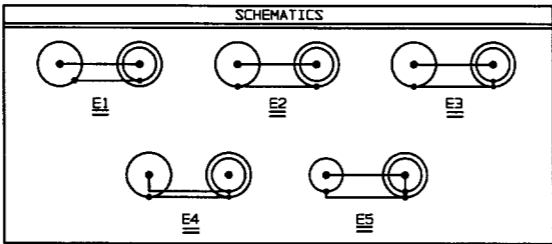
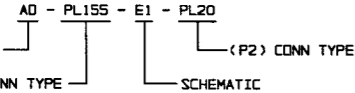


# RED INDICATES ORIGINAL

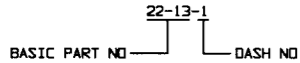
P2 CONN TYPE	FIG NO	P1 CONN TYPE												INCH	MM								
		PL155			PL155FL			PL315			PL153					CJ150			CJ150FL			CJ3150	
SCHEMATICS														INCH	MM								
E1 E2 E3 E4 E5												E1 E2 E3 E4 E5											
DASH NUMBERS														INCH	MM								
E1 E2 E3 E4 E5												E1 E2 E3 E4 E5											
BJ26	1A	-1	-36	-1										.005	0.13								
UBJ26	1A	-36	-1											.030	0.76								
BJ29	2A	-71	-36	-2										.187	4.75								
UBJ29	2A	-108	-71	-36	-3									.218	5.54								
BJ46	1B	-141	-108	-71	-4									.221	5.61								
UBJ46	1B	-176	-141	-108	-71	-4								.281	7.14								
BJ49	2B	-211	-176	-141	-108	-71	-4							.436	11.07								
UBJ49	2B	-246	-211	-176	-141	-108	-71	-4						.440	11.18								
CJ20	3A	-281	-246	-211	-176	-141	-108	-71	-4					.475	12.06								
UCJ20	3A	-316	-281	-246	-211	-176	-141	-108	-71	-4				.480	12.19								
CJ40	3B	-351	-316	-281	-246	-211	-176	-141	-108	-71	-4			.500	12.70								
UCJ40	3B	-386	-351	-316	-281	-246	-211	-176	-141	-108	-71	-4		.505	12.83								
PL20	4A	-421	-386	-351	-316	-281	-246	-211	-176	-141	-108	-71	-4	.510	12.95								
UPL20	4A	-456	-421	-386	-351	-316	-281	-246	-211	-176	-141	-108	-71	.550	13.97								
PL40	4B	-491	-456	-421	-386	-351	-316	-281	-246	-211	-176	-141	-108	.582	14.27								
UPL40	4B	-526	-491	-456	-421	-386	-351	-316	-281	-246	-211	-176	-141	.593	15.06								
PL122	5A	-561	-526	-491	-456	-421	-386	-351	-316	-281	-246	-211	-176	.625	15.87								
UPL122	5A	-596	-561	-526	-491	-456	-421	-386	-351	-316	-281	-246	-211	.630	16.00								
PL123	5B	-631	-596	-561	-526	-491	-456	-421	-386	-351	-316	-281	-246	.635	16.13								
UPL123	5B	-666	-631	-596	-561	-526	-491	-456	-421	-386	-351	-316	-246	.650	16.51								
BJ120	6	-701	-666	-631	-596	-561	-526	-491	-456	-421	-386	-351	-316	.750	19.05								
UBJ120	6	-736	-701	-666	-631	-596	-561	-526	-491	-456	-421	-386	-351	1.754	44.59								



5. EXAMPLE OF COMPLETE MODEL NO:



4. EXAMPLE OF COMPLETE PART NO:



3. BETWEEN SERIES ADAPTER, \*150\* SERIES TO COMPLETE BNC/TNC SERIES

2. FINISH: TFS-1A (NICKEL)

1. ALL DIM ARE IN INCHES

REV	ED	DESCRIPTION	22-13	SH 1
B	11731	SH 3, ITEM 27 WAS P/N 3-0025-29; SEE ECD	DWN	APPROVED DATE
			DKC	<i>[Signature]</i> 8/16/87

FIG 1A (P1)  
-11 SHOWN

FIG 1B (P1)  
-171 SHOWN

---

FIG 2A (P1)  
-86 SHOWN

FIG 2B (P1)  
-231 SHOWN

---

FIG 3A (P1)  
-286 SHOWN

FIG 3B (P1)  
-376 SHOWN

---

FIG 4A (P1)  
-421 SHOWN

FIG 4B (P1)  
-501 SHOWN

---

FIG 5A (P1)  
-576 SHOWN

FIG 5B (P1)  
-651 SHOWN

---

FIG 6 (P1)  
-723 SHOWN

QTY	DESCRIPTION	PART NUMBER	ITEM
TIL UNLESS SPECIFIED	<b>TROMPETER ELECTRONICS, INC.</b>	*150* SERIES TO COMPLETE BNC/TNC SERIES	
DWN	DKC 8-9-86	MATERIAL	CODE IDENT
CHK	<i>[Signature]</i>	<b>14949</b>	DRAWING NO.
ENGR	<i>[Signature]</i>	22-13	REV
NEXT ASSY	APPR <i>[Signature]</i>	SCALE 2/1	DATE 1-7-87
		SHEET 1 OF 3	