


# SIVE WAY BINDING POSTS - LEXAN

THIS SERIES OF BINDING POSTS INCORPORATES THE FEATURES AND FLEXIBILITY OF THE CONCORD 5IVE WAY BINDING POST INTO THIS CONTEMPORARY DESIGN. THE SOFT GRAY COLOR GOES WELL WITH THE LOOK OF MODERN EQUIPMENT. THE SIX COLORED RINGS PROVIDE POSITIVE LINE IDENTIFICATION.

## MATERIAL:

STUD: BRASS PER ASTM B16  
HEAD INSERT: BRASS PER ASTM B16

INSULATION: LEXAN  
FINISH: GOLD OVER NICKEL

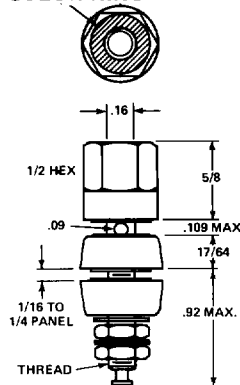


**RATED FOR 30 AMPS,  
1000 VAC WORKING VOLTAGE**

### WITH 8-32 THREAD

PART NO.	COLOR
01-1005-1-0310	BLACK
01-1005-1-0312	RED
01-1005-1-0314	YELLOW
01-1005-1-0315	GREEN
01-1005-1-0316	BLUE
01-1005-1-0319	WHITE

### COLOR RING



**HEX HEAD  
LIMITED  
OPENING**

### WITH 10-32 THREAD

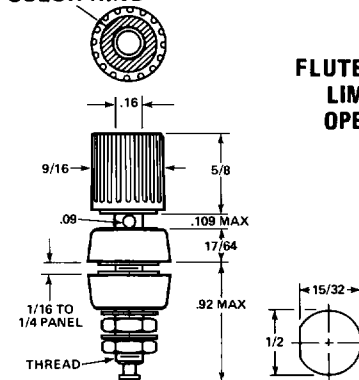
PART NO.	COLOR
01-1034-1-0310	BLACK
01-1034-1-0312	RED
01-1034-1-0314	YELLOW
01-1034-1-0315	GREEN
01-1034-1-0316	BLUE
01-1034-1-0319	WHITE

**RATED FOR 30 AMPS,  
1000 VAC WORKING VOLTAGE**

### WITH 8-32 THREAD

PART NO.	COLOR
01-1006-1-0310	BLACK
01-1006-1-0312	RED
01-1006-1-0314	YELLOW
01-1006-1-0315	GREEN
01-1006-1-0316	BLUE
01-1006-1-0319	WHITE

### COLOR RING



**FLUTED HEAD  
LIMITED  
OPENING**

### WITH 10-32 THREAD

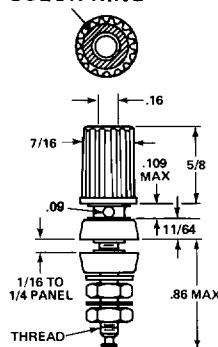
PART NO.	COLOR
01-1035-1-0310	BLACK
01-1035-1-0312	RED
01-1035-1-0314	YELLOW
01-1035-1-0315	GREEN
01-1035-1-0316	BLUE
01-1035-1-0319	WHITE

**RATED FOR 15 AMPS,  
1000 VAC WORKING VOLTAGE**

### WITH 6-32 THREAD

PART NO.	COLOR
01-1106-1-0310	BLACK
01-1106-1-0312	RED
01-1106-1-0314	YELLOW
01-1106-1-0315	GREEN
01-1106-1-0316	BLUE
01-1106-1-0319	WHITE

### COLOR RING



**MINIATURE  
FLUTED HEAD  
LIMITED  
OPENING**

# SIVE WAY BINDING POSTS - LEXAN

01-1003-1-02XX BRIGHT TIN\*  
01-1003-1-03XX GOLD PLATE  
01-1032-1-02XX BRIGHT TIN\*  
01-1032-1-03XX GOLD PLATE

COLOR

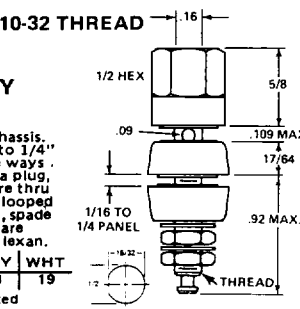
30 AMPERE CAPACITY  
1000 WVDC MAX.

Post is completely insulated from chassis. Accommodates panels from 1/16" to 1/4" thick. Design of post allows for five ways to connect: accepts standard banana plug, clip on main shaft, up to No. 14 wire thru cross hole clamped with head, wire looped around shaft and clamped with head, spade lug clamped with head. Metal parts are made of brass and the insulation of lexan.

BLK	RED	YEL	GRN	BLU	GRY	WHT
10	12	14	15	16	18	19

\*Nuts and Metal Inserts are Nickel Plated

8-32 THREAD HEX HEAD LIMITED OPENING



01-1004-1-02XX BRIGHT TIN\*  
01-1004-1-03XX GOLD PLATE  
01-1033-1-02XX BRIGHT TIN\*  
01-1033-1-03XX GOLD PLATE

COLOR

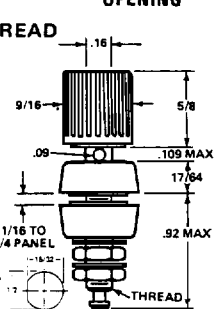
30 AMPERE CAPACITY  
1000 WVDC MAX.

Post is completely insulated from chassis. Accommodates panels from 1/16" to 1/4" thick. Design of post allows for five ways to connect: accepts standard banana plug, clip on main shaft, up to No. 14 wire thru cross hole clamped with head, wire looped around shaft and clamped with head, spade lug clamped with head. Metal parts are made of brass and the insulation of lexan.

BLK	RED	YEL	GRN	BLU	GRY	WHT
10	12	14	15	16	18	19

\*Nuts and Metal Inserts are Nickel Plated

8-32 THREAD FLUTED HEAD LIMITED OPENING



01-1033-8-0310 BLACK  
01-1033-8-0312 RED

ACCEPTS .080 JACK IN HEAD

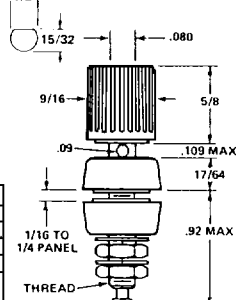
RATED FOR 30 AMP CURRENT CAPACITY\*

Post is completely insulated from chassis. Accommodates panels from 1/16" to 1/4" thick. Design of post allows for five ways to connect as with 01-1033-1-03XX, however head accepts .080 ±.001 pin instead of banana plug.

\*for 30°C ΔT

COMPONENT	MATERIAL	(03) FINISH
Insulation	Lexan	—
Nuts & Inserts	Brass	Gold
Post	Brass	Gold
Jack Body	Brass	Gold
Spring Insert	Beryllium Copper	Gold

10-32 THREAD FLUTED HEAD LIMITED OPENING



01-1103-1-02XX BRIGHT TIN\*  
01-1103-1-03XX GOLD PLATE

6-32 THREAD MINIATURE FLUTED HEAD LIMITED OPENING

01-1104-1-02XX BRIGHT TIN\*

01-1104-1-03XX GOLD PLATE

COLOR

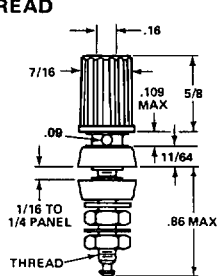
15 AMPERE CAPACITY  
1000 WVDC MAX.

Post is completely insulated from chassis. Accommodates panels from 1/16" to 1/4" thick. Design of post allows for five ways to connect: accepts standard banana plug, clip on main shaft, up to No. 14 wire thru cross hole clamped with head, wire looped around shaft and clamped with head, spade lug clamped with head. Metal parts are made of brass and the insulation of lexan.

BLK	RED	YEL	GRN	BLU	GRY	WHT
10	12	14	15	16	18	19

\*Nuts and Metal Inserts are Nickel Plated

8-32 THREAD



01-1103-4-0310\* BLACK  
01-1103-4-0312\* RED

RATED FOR 15 AMPERES CURRENT CAPACITY

\*ACCEPTS .040 JACK IN HEAD

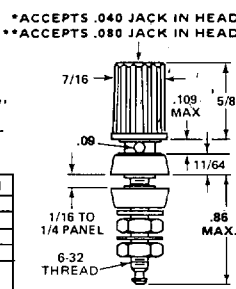
\*\*ACCEPTS .080 JACK IN HEAD

01-1103-8-0310\*\* BLACK  
01-1103-8-0312\*\* RED

Post is completely insulated from chassis. Accommodates panels from 1/16" to 1/4" thick. Design of post allows for five ways to connect as with 01-1103-1-03XX, however head accepts .040 ±.001 or .080 ±.001 pin instead of banana plug.

COMPONENT	MATERIAL	(03) FINISH
Insulation	Lexan	—
Nuts & Inserts	Brass	Gold
Post	Brass	Gold
Jack Body	Brass	Gold
Spring Insert	Beryllium Copper	Gold

MINIATURE FLUTED HEAD LIMITED OPENING



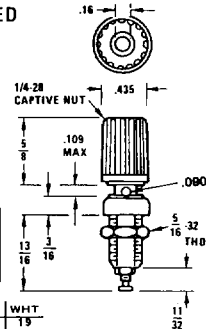
01-1044-1-02XX FLUTED HEAD INSULATED LIMITED OPENING

RATED FOR 15 AMPS CURRENT CAPACITY

Post is completely insulated from chassis. Single piece threaded lexan body mounts in 5/16" round or double "D" hole. Eliminates handling of additional bottom washer. Design of post allows for five ways to connect as with 01-1103-1-02XX.

COMPONENT	MATERIAL	(02) FINISH
Insulation	Lexan	—
Nuts & Inserts	Brass	Nickel
Post	Brass	Bright Tin

BLK	BRN	RED	ORN	YEL	GRN	BLU	PUR	GRY	WHT
10	11	12	13	14	15	16	17	18	19



01-1008-1-0210 BRIGHT TIN\*  
01-1008-1-0310 GOLD

RATED FOR 15 AMPERES CURRENT CAPACITY

Post is grounded to chassis via plated flat metal washer. Accommodates panels 1/16" to 1/4" thick. Design allows for five ways to connect. Similar to 01-1009-1 except that the 01-1008-1 is grounded. Metal parts are made of brass and insulation of lexan.

\*Nuts and Metal Inserts are Nickel Plated.

FLUTED METAL HEAD

