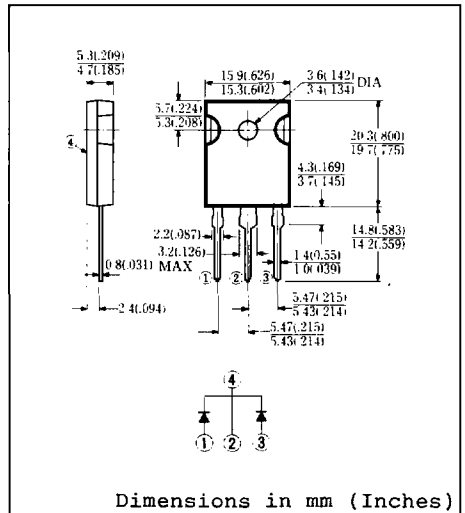


### FEATURES

- Similar to TO-247AC (TO-3P) Case
- Dual Diodes - Cathode Common
- Low Forward Voltage Drop
- Low Power Loss, High Efficiency
- High Surge Capability
- 30 Volts through 100 Volts Types Available



Approx. Net Weight : 5.55 Grams

### MAXIMUM RATINGS

Voltage Rating	TYPE	◆ C30P05Q	C30P06Q	Unit
	Symbol			
Repetitive Peak Reverse Voltage	$V_{RRM}$	50	60	V
Non-Repetitive Peak Reverse Voltage	$V_{RSM}$	55	65	V
Electrical Rating	Symbol	Condition	Rating	Unit
Average Rectified Output Current	$I_O$	Full rectangular wave conduction $T_C = 77^\circ\text{C}$	33	A
		Full sinusoidal wave conduction $T_C = 88^\circ\text{C}$	30	
RMS Forward Current	$I_{F(RMS)}$		33	A
Peak One-cycle Forward Surge Current	$I_{FSM}$	50Hz full sine wave, non-repetitive	200	A
Operating Junction Temperature Range	$T_{jw}$		-40 to 125	$^\circ\text{C}$
Storage Temperature Range	$T_{stg}$		-40 to 125	$^\circ\text{C}$
Mounting Torque	$F_{tor}$	Recommended torque	0.5 (5.1)	N•m (kgf•cm)

### ELECTRICAL & THERMAL CHARACTERISTICS

Characteristics	Symbol	Test Condition	Max.	Unit
Peak Forward Voltage	$V_{FM}$	$I_{FM} = 15\text{A}$ $T_j = 25^\circ\text{C}$ per diode leg	0.65	V
Peak Reverse Current	$I_{RM}$	$V_{RM} = V_{RRM}$ $T_j = 25^\circ\text{C}$ per diode leg	15	mA
Thermal Resistance	$R_{th(j-c)}$	Junction to Case	1.3	$^\circ\text{C/W}$

◆ For spare parts only

FIG.1-FORWARD VOLTAGE VS. FORWARD CURRENT

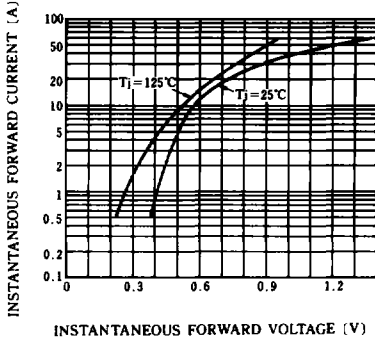


FIG.2-AVERAGE FORWARD POWER DISSIPATION

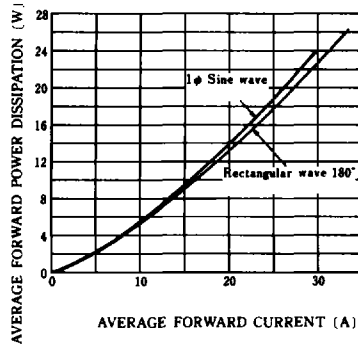


FIG.3-PEAK REVERSE CURRENT VS. PEAK REVERSE VOLTAGE

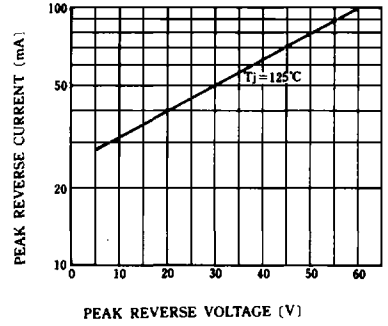


FIG.4-AVERAGE REVERSE POWER DISSIPATION

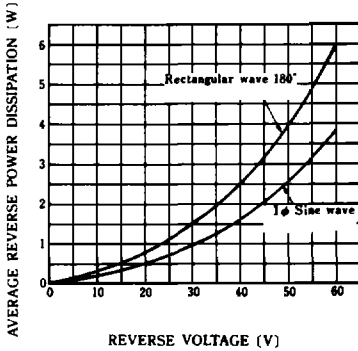


FIG.5-AVERAGE FORWARD CURRENT VS. CASE TEMPERATURE

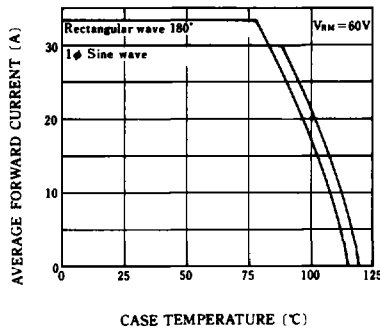


FIG.6-SURGE CURRENT RATINGS

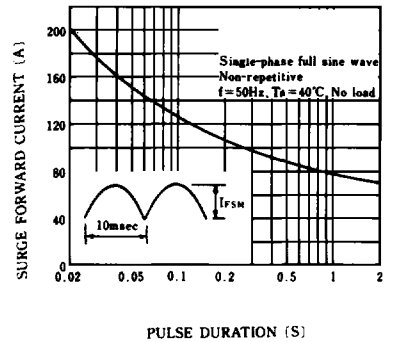


FIG.7-JUNCTION CAPACITANCE VS. REVERSE VOLTAGE

