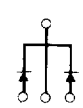
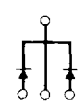
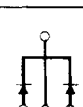


Part Number	V _{RWM} (V)	I _{F(AV)} @ T _C		V _{FM} @ I _{F(AV)} (V)	I _{FSM} ⁽¹⁾ @ 60 Hz (A)	R _{thJC} DC (°C/W)	Max. t _{rr} (ns)	Case Outline Number (12)	Notes	Case Style	
		(A)	(°C)								
10CTF10 10CTF20 10CTF30 10CTF40	100 200 300 400	10	117 117 112 112	0.98 0.98 1.25 1.25	84 84 84 84	3 3 3 3	35 35 45 45	J8	(5)	TO-220AB	
10JTF10 10JTF20 10JTF30 10JTF40	100 200 300 400	10	117 117 112 112	0.98 0.98 1.25 1.25	84 84 84 84	3 3 3 3	35 35 45 45				(5)
16CPF10 16CPF20 16CPF30 16CPF40	100 200 300 400	16	113 113 109 109	0.98 0.98 1.25 1.25	126 126 126 126	2 2 2 2	35 35 45 45	J11		TO-247AA	
16JPF10 16JPF20 16JPF30 16JPF40	100 200 300 400	16	113 113 109 109	0.98 0.98 1.25 1.25	126 126 126 126	2 2 2 2	35 35 45 45				(4)
25CPF10 25CPF20 25CPF30 25CPF40	100 200 300 400	25	93 93 85 85	0.98 0.98 1.25 1.25	157 157 183 183	2 2 2 2	50 50 60 60			TO-247AA	
25JPF10 25JPF20 25JPF30 25JPF40	100 200 300 400	25	93 93 85 85	0.98 0.98 1.25 1.25	157 157 183 183	2 2 2 2	50 50 60 60				(4)

Super-Fast Recovery
30 to 60 Amps

Part Number	V _{RRM} (V)	I _{F(AV)} @ T _C		I _{FSM} (6)		V _{FM} (V)	R _{thJC} DC (°C/W)	t _{rr} (10) (ns)	Case Outline Number (12)	Notes	Case Style
		(A)	(°C)	50 Hz (A)	60 Hz (A)						
30HFU(R)100 30HFU(R)200 30HFU(R)400 30HFU(R)600	100 200 400 600	30	91 91 91 91	400 400 400 400	420 420 420 420	1.45 1.45 1.45 1.45	0.60 0.60 0.60 0.60	60 60 60 60	R7A	(7) (8) (11)	DO-203AB (DO-5)
60HFU(R)100 60HFU(R)200 60HFU(R)400 60HFU(R)600	100 200 400 600	60	82 82 82 82	700 700 700 700	730 730 730 730	1.50 1.50 1.50 1.50	0.36 0.36 0.36 0.36	60 60 60 60		(8)(9)(11)	

- (4) Reverse polarity — common anode devices.
- (5) For lead formed options see page 149.
- (6) 100% V_{RRM} reapplied.
- (7) V_{FM} conditions: I_{FM} = 30 Apk, T_J = 25°C.
- (8) I_{F(AV)} conditions: 180°C conduction, half sine.
- (9) V_{FM} conditions: I_{FM} = 60 Apk, T_J = 25°C.
- (10) T_J = 25°C, I_F = 1A, -di/dt = 100 A/us, V_R = 30V.
- (11) Available with metric stud; to specify add "M" to end of part number (e.g., 60HFU200M).
- (12) For case outline drawing see page 145 and 150.