



Built-in external event detection. SERIAL INTERFACE REAL TIME CLOCK MODULE

RX-4575LC

- Built in frequency adjusted 32.768 kHz crystal unit.
 - Interface Type : 3-wire serial interface
 - Operating voltage range : 1.6 V ~ 5.5 V
 - Wide timekeeper voltage range : 1.3 V ~ 5.5 V
 - Low backup current : 0.35 μ A / 3 V (Typ.)
 - External event detection : Chattering free input port * 2.
- (The various functions include full calendar, alarm, timer.)



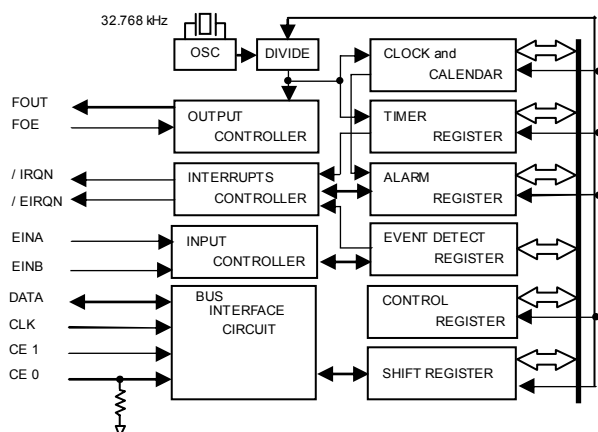
Product Number (Please contact us)
RX-4575LC : Q414575C1000100



Actual size



Block diagram



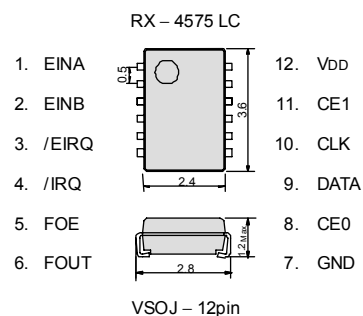
Overview

- **Event detection.**
 - Selectable Hi detection or Lo detection.
 - Recognition of detection is available both the hardware interrupt and the monitor via software.
 - Automatic interrupt release mode is available.
 - The all 'OR' interrupt output is possible via alarm, timer and event detection.
- **Performance of event input terminal.**
 - As for the chattering filter, following are prepared for. (8 ms, 31 ms, 62 ms, 125 ms)
 - Built-in resistor connect and release is possible via software. Selectable pull-up or pull-down.
- **Timer function**
 - Built in 12 bit counter.
 - Timing period are 1 min, 1 s, 64 Hz, 4096 Hz.
- **Alarm function**
 - Alarm setting is possible by combination of a day, hours, and minutes.

Pin Function

Signal Name	Input / Output	Functions
EINA EINB	Input	External event input pin.
CE 0 CE 1	Input	Interface is possible when both CE0 and CE1 is high level.
CLK	Input	Serial Clock input pin.
DATA	Bidirectional	Data input and output pin.
FOUT	Output	32.768 kHz clock output pin (C-MOS). Output is Hi-Z when OFF.
FOE	Input	32kHz is output when input is Hi, 32 kHz is OFF when input is Lo.
/ EIRQ	Output	Interrupt output pin. (N-ch open drain)
/ IRQ	Output	Interrupt output pin. (N-ch open drain)
VDD	—	Connected to a positive power supply.
GND	—	Connected to a ground.

Terminal connection / External dimensions (Unit:mm)



Specifications (characteristics)

* Refer to application

Recommended Operating conditions

Item	Symbol	Condition	Min.	Typ.	Max.	Unit
Power voltage	VDD	—	1.6	3.0	5.5	V
Clock voltage	VCLK	—	1.3	3.0	5.5	V
Operating Temperature	TOPR	—	-40	+25	+85	°C

Frequency characteristics

Item	Symbol	Condition	Rating	Unit
Frequency tolerance	$\Delta f / f$	Ta = +25 °C VDD = 3.0 V	5 \pm 23 *	$\times 10^{-6}$
Oscillation Start-up time	tSTA	Ta = +25 °C VDD = 1.6 V	1 Max.	s
		Ta = -40 °C ~ +85 °C VDD = 1.6 V	3 Max.	s

*Equivalent to 1 minute of monthly deviation

Current consumption characteristics

Ta = -40 °C ~ +85 °C

Item	Symbol	Condition	Min.	Typ.	Max.	Unit
Current Consumption	IBK	CE0, CE1 = GND /IRQ, /EIRQ = OFF FOUT : output OFF Event detection OFF	VDD = 5 V	0.45	0.9	μ A
			VDD = 3 V	0.35	0.7	
	I32k	CE0, CE1 = GND /IRQ, /EIRQ = OFF FOUT ; CL = 30 pF 32.768 kHz output ON	VDD = 5 V	8.0	20.0	μ A
			VDD = 3 V	5.0	12.0	

“QMEMS” EPSON TOYOCOM

In order to meet customer needs in a rapidly advancing digital, broadband and ubiquitous society, we are committed to offering products that are one step ahead of the market and a rank above the rest in quality. To achieve our goals, we follow a “3D (three device) strategy” designed to drive both horizontal and vertical growth. We will to grow our three device categories of “Timing Devices”, “Sensing Devices” and “Optical Devices”, and expand vertical growth through a combination of products from these categories.

A Quartz MEMS is any high added value quartz device that exploits the characteristics of quartz crystal material but that is produced using MEMS (micro-electro-mechanical system) processing technology.

Market needs are advancing faster than previously imagined toward smaller, more stable crystal products, but we will stay ahead of the curve by rolling out products that exceed market speed and quality requirements. We want to further accelerate the 3D strategy by QMEMS.

Quartz devices have become crucial in the network environment where products are increasingly intended for broadband, ubiquitous applications and where various types of terminals can transfer information almost immediately via LAN and WAN on a global scale. Epson Toyocom Corporation addresses every single aspect within a network environment. The new corporation offers “Digital Convergence” solutions to problems arising with products for consumer use, such as, core network systems and automotive systems.



PROMOTION OF ENVIRONMENTAL MANAGEMENT SYSTEM CONFORMING TO INTERNATIONAL STANDARDS

At Epson Toyocom, all environmental initiatives operate under the Plan-Do-Check-Action(PDCA) cycle designed to achieve continuous improvements. The environmental management system (EMS) operates under the ISO 14001 environmental management standard.

All of our major manufacturing and non-manufacturing sites, in Japan and overseas, completed the acquisition of ISO 14001 certification.

ISO 14000 is an international standard for environmental management that was established by the International Standards Organization in 1996 against the background of growing concern regarding global warming, destruction of the ozone layer and global deforestation.




WORKING FOR HIGH QUALITY

In order to provide high quality and reliable products and services than meet customer needs, Epson Toyocom made early efforts towards obtaining ISO9000 series certification and has acquired ISO9001 for all business establishments in Japan and abroad. We have also acquired ISO/TS 16949 certification that is requested strongly by major automotive manufacturers as standard.

QS-9000 is an enhanced standard for quality assurance systems formulated by leading U.S. automobile manufacturers based on the international ISO 9000 series.

ISO/TS 16949 is a global standard based on QS-9000, a severe standard corresponding to the requirements from the automobile industry.

► Explanation of the mark that are using it for the catalog

	► Pb free.
	► Complies with EU RoHS directive. *About the products without the Pb-free mark. Contains Pb in products exempted by EU RoHS directive. (Contains Pb in sealing glass, high melting temperature type solder or other.)
	► The products have been designed for high reliability applications such as Automotive.

Notice

- This material is subject to change without notice.
- Any part of this material may not be reproduced or duplicated in any form or any means without the written permission of Epson Toyocom.
- The information, applied circuitry, programming, usage, etc., written in this material is intended for reference only. Epson Toyocom does not assume any liability for the occurrence of infringing on any patent or copyright of a third party. This material does not authorize the licensing for any patent or intellectual copyrights.
- Any product described in this material may contain technology or the subject relating to strategic products under the control of the Foreign Exchange and Foreign Trade Law of Japan and may require an export license from the Ministry of International Trade and Industry or other approval from another government agency.
- You are requested not to use the products (and any technical information furnished, if any) for the development and/or manufacture of weapon of mass destruction or for other military purposes. You are also requested that you would not make the products available to any third party who may use the products for such prohibited purposes.
- These products are intended for general use in electronic equipment. When using them in specific applications that require extremely high reliability, such as the applications stated below, you must obtain permission from Epson Toyocom in advance.
/ Space equipment (artificial satellites, rockets, etc.) / Transportation vehicles and related (automobiles, aircraft, trains, vessels, etc.)
/ Medical instruments to sustain life / Submarine transmitters / Power stations and related / Fire work equipment and security equipment
/ traffic control equipment / and others requiring equivalent reliability.
- In this new crystal master for Epson Toyocom, product codes and markings will remain as previously identified prior to the merger.
Due to the on-going strategy of gradual unification of part numbers, please review product codes and markings, as they will change during the course of the coming months.

We apologize for the inconvenience, but we will eventually have a unified part numbering system for Epson Toyocom that will be user friendly.