

THIS DRAWING IS UNPUBLISHED.

RELEASED FOR PUBLICATION

22FEB ,2007.

© COPYRIGHT 2007 BY TYCO ELECTRONICS CORPORATION. ALL RIGHTS RESERVED.

LOC

DIST

REVISIONS

P

LTR

DESCRIPTION

DATE

DWN

APVD

D

ECR-07-014829

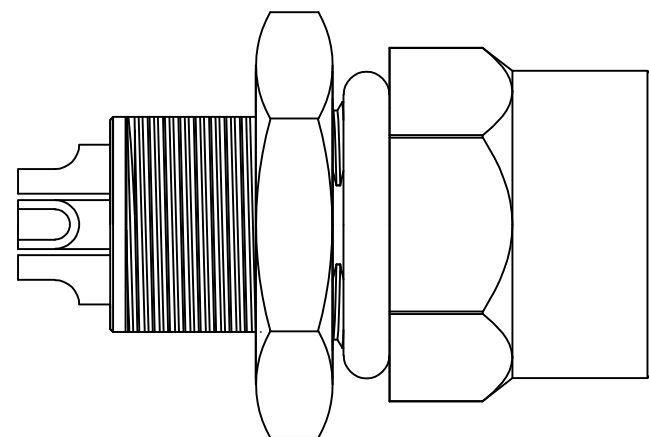
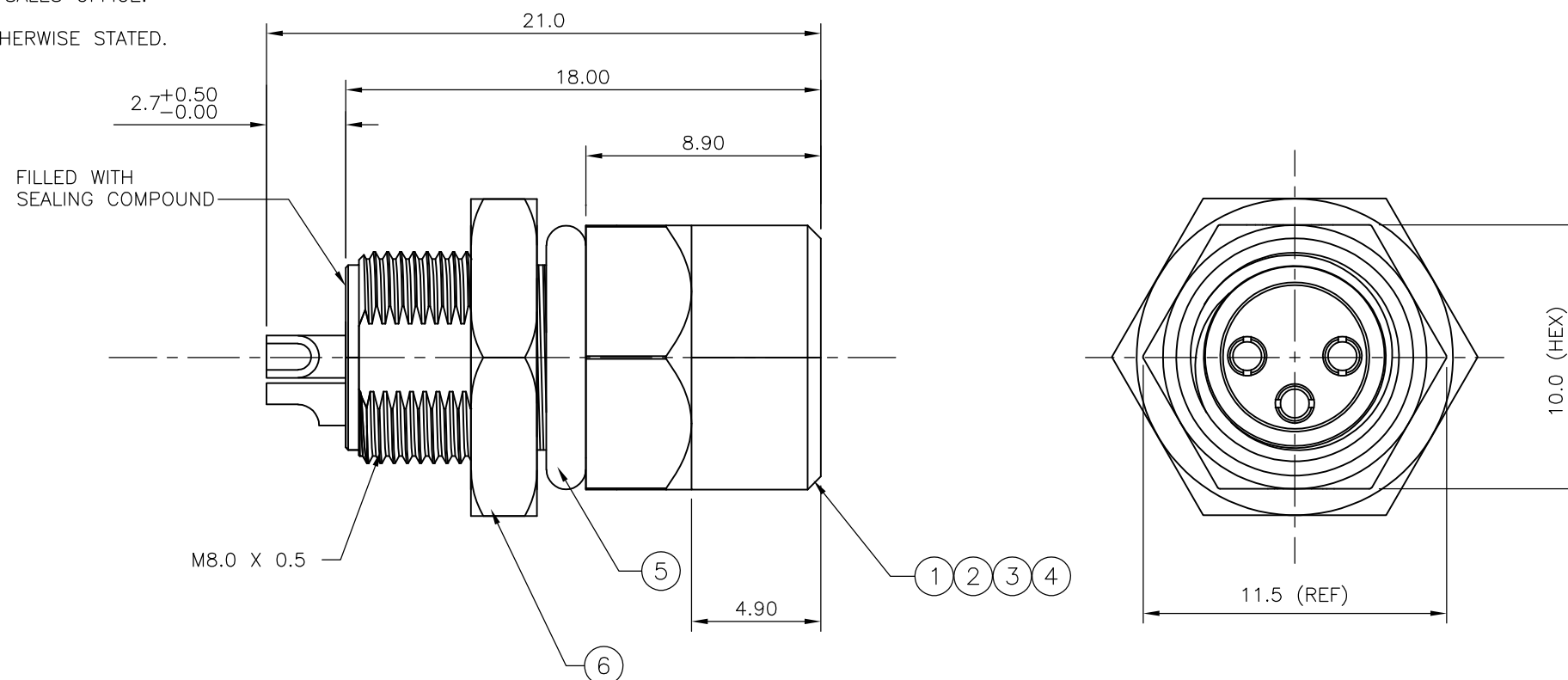
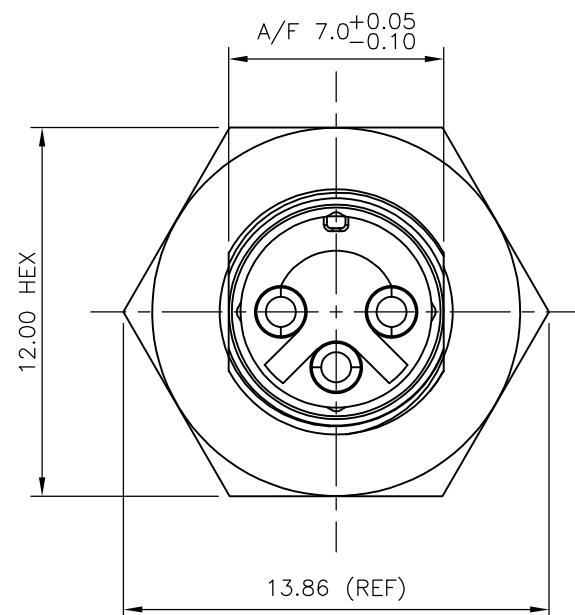
21/06/07

AM

FWK

NOTES:

- ELECTRICAL DATA: CONTACT RESISTANCE: 10 mOhm MAX
INSULATION RESISTANCE: 100 MOhm MIN at 500VDC
CURRENT RATING: 5 AMPS (FOR 3, 4 AND 5 POSITIONS) AND 2 AMPS (FOR 8 POSITION ONLY)
BREAKDOWN VOLTAGE: 500 VAC MIN PER MINUTE
- ENVIRONMENTAL: OPERATING TEMPERATURE: -25°C TO +90°C
SEALING REQUIREMENTS: IP67
- PROD SPEC: 108-3641
- PACKAGING: 107-3334
- FOR TECHNICAL DATA REFER TO YOUR LOCAL TYCO ELECTRONICS SALES OFFICE.
- ALL DIMENSIONS ARE NOMINAL FOR REFERENCE ONLY UNLESS OTHERWISE STATED.



M8 METAL FEMALE PANEL MOUNT CONNECTOR, SOLDER, STRAIGHT, REAR (HEXAGONAL) MOUNTING	4	1838839-2
M8 METAL FEMALE PANEL MOUNT CONNECTOR, SOLDER, STRAIGHT, REAR (HEXAGONAL) MOUNTING	3	1838839-1
DESCRIPTION	NO. OF POS	PART NUMBER

THIS DRAWING IS A CONTROLLED DOCUMENT.

DWN A.Morey 21FEB07

CHK F.Wheeler-King 22FEB07

APVD F.Wheeler-King 22FEB07

PRODUCT SPEC

APPLICATION SPEC

WEIGHT

CUSTOMER DRAWING

Tyco Electronics Corporation
Bideford, UK, EX39 4HENAME
M8 METAL FEMALE PANEL MOUNT CONNECTOR, SOLDER, STRAIGHT, REAR (HEXAGONAL) MOUNTINGSIZE CAGE CODE DRAWING NO RESTRICTED TO
A3 00779 C-1838839

SCALE NTS SHEET 1 OF 2 REV D

