



Insulated Terminals Teflon[®]

*Teflon is a registered trademark of Dupont



Double Turret

Refer to Figure 1450

External Threads

Part No.	"T" Thread	W	X	Y	Z	Terminal	DWV	U DIA
1450A	6-32	.312	.188	.359	.60	1280	4900	.230
1450B	6-32	.312	.250	.359	.60	1280	4900	.230
1450C	6-32	.312	.312	.359	.60	1280	4900	.230
1450D	6-32	.312	.375	.359	.60	1280	4900	.230
1450E	4-40	.312	.188	.359	.60	1280	4900	.230
1450F	4-40	.312	.250	.359	.60	1280	4900	.230
1450G	4-40	.312	.312	.359	.60	1280	4900	.230
1450H	4-40	.312	.375	.359	.60	1280	4900	.230
1470A	6-32	.250	.188	.270	.51	1280	3600	.203
1470B	6-32	.250	.250	.270	.51	1280	3600	.203
1470C	6-32	.250	.312	.270	.51	1280	3600	.203
1470D	6-32	.250	.375	.270	.51	1280	3600	.203
1470E	4-40	.250	.188	.270	.51	1280	3600	.203
1470F	4-40	.250	.250	.270	.51	1280	3600	.203
1470G	4-40	.250	.312	.270	.51	1280	3600	.203
1470H	4-40	.250	.375	.270	.51	1280	3600	.203
1490A	2-56	.156	.125	.206	.36	2030	2400	.121
1490B	2-56	.156	.218	.206	.36	2030	2400	.121
1490C	4-40	.156	.125	.206	.36	2030	2400	.121
1490D	4-40	.156	.218	.206	.36	2030	2400	.121
1490E	4-40	.156	.250	.206	.36	2030	2400	.121

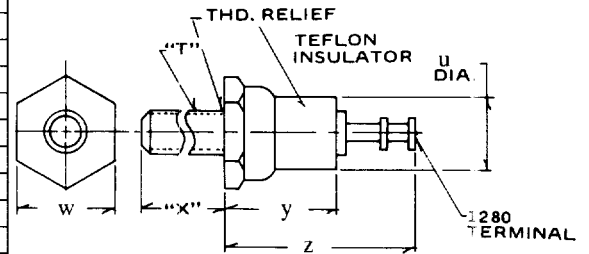


Fig. 1450

Double Turret

Refer to Figure 1451

Internal Threads

Part No.	"T" Thread	W	Y	Z	Terminal	DWV	U DIA
1451	6-32 x 3 full	.312	.391	.63	1280	4600	.230
1451A	4-40 x 3 full	.312	.391	.63	1280	4600	.230
1471B	4-40 x 3 full	.250	.313	.55	1280	3200	.203
1471A	2-56 x 3 full	.250	.313	.55	1280	3200	.203
1491	2-56 x 3 full	.156	.237	.39	2030	2300	.121

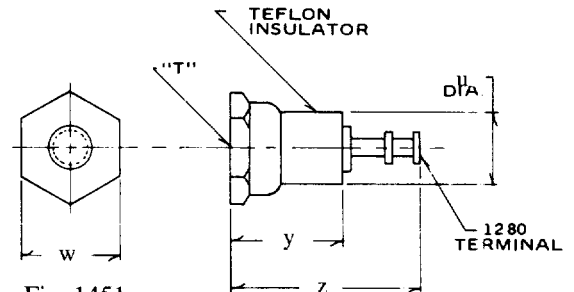


Fig. 1451

Double Turret

Refer to Figure 1472

Swage Type

Part No.	Board Thick	"B" Diameter +.000 +.005	W	X	Y	Z	Terminal	DWV	U DIA
1472A	.031	.114	.250	.075	.270	.51	1280	3200	.203
1472B	.062	.114	.250	.105	.270	.51	1280	3200	.203
1472C	.094	.114	.250	.135	.270	.51	1280	3200	.203
1472D	.125	.114	.250	.165	.270	.51	1280	3200	.203
1492A	.031	.115	.156	.054	.206	.36	2030	2200	.121
1492B	.062	.115	.156	.094	.206	.36	2030	2200	.121
1492C	.094	.115	.156	.125	.206	.36	2030	2200	.121
1492D	.125	.115	.156	.156	.206	.36	2030	2200	.121

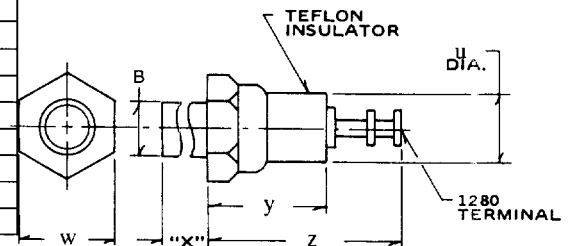


Fig. 1472

Order Swage Tooling: Add prefix TLU with the part number

Example: TLU1472

Standard Plating Suffix to Part Number

See Page 93 for all plating options.

Terminal		Base
-7 (Au over Cu)	or	-5 (Sn over Cu)
-4 (Sb over Cu)		-5 (Sn over Cu)

TOLERANCE: .xxx ±.010, .xx ±.016 (ALL DIMS. BEFORE PLATING)