


# Pluggable terminal strip for printed circuits spacing: 3.81 mm

**Wire Size:** 16 AWG solid/fine stranded

**UL ratings:** AWG No 30-16 Field 300V 8A  
30-14 Factory

**CSA ratings:** AWG No 22-14 300V 5A

**Spacing 3.81 mm:** standard color light grey



## MATERIALS

**Insulating housing:** polyamide, flame resistant UL 94 V-0.  
Continuous temp. 100°C.

**Clamping body:** brass nickel plated.

**Solder pins and contact springs:** tin plated bronze.

**Clamping screws:** steel

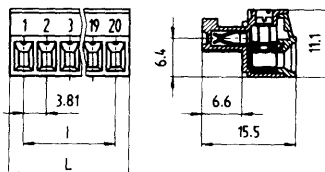
All metal parts are either recessed or enclosed in the insulating body, providing circuit protection and dead-front safety. The terminal block connectors are provided with captive wire protection, and the terminal screws are captive and secured against loosening.

Coding is accomplished by removing the tab molded into the plug, and inserting coding piece (part number 05.561.0553.0) into the corresponding position of the socket.

# Type 8813 B/...

spacing 3.81 mm

**Plug connector**



**Screw connection**  
Wire strip length: 6.5 mm

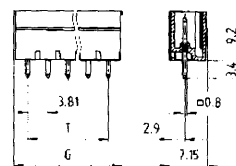
poles	8813 B/...		3.81 mm pin spacing	
	part no.	part no.	L	I
	marked	unmarked		
2	25.620.0253.0	25.620.3253.0	8.41	3.81
3	25.620.0353.0	25.620.3353.0	12.22	7.62
4	25.620.0453.0	25.620.3453.0	16.03	11.43
5	25.620.0553.0	25.620.3553.0	19.84	15.24
6	25.620.0653.0	25.620.3653.0	23.25	19.05
7	25.620.0753.0	25.620.3753.0	27.46	22.86
8	25.620.0853.0	25.620.3853.0	31.27	26.67
9	25.620.0953.0	25.620.3953.0	35.08	30.48
10	25.620.1053.0	25.620.4053.0	38.89	34.29
11	25.620.1153.0	25.620.4153.0	42.70	38.10
12	25.620.1253.0	25.620.4253.0	46.51	41.91

Available on request to 20 poles.

# Type 8813 S/...G

spacing 3.81 mm

**Vertical socket**  
plug-in perpendicular to PC board



25.626.2053.0 8813 S/...G

**Cross section** .8 x .8 mm  
Diameter at drilling hole 1.2 mm

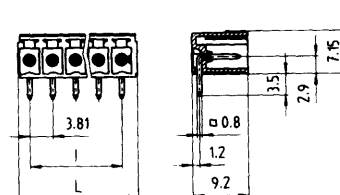
poles	8813 S/...G		3.81 mm pin spacing	
	part no.	part no.	L	I
	unmarked			
2	25.626.0253.0		9.01	3.81
3	25.626.0353.0		12.82	7.62
4	25.626.0453.0		16.63	11.43
5	25.626.0553.0		20.44	15.24
6	25.626.0653.0		24.25	19.05
7	25.626.0753.0		28.06	22.86
8	25.626.0853.0		31.87	26.67
9	25.626.0953.0		35.68	30.48
10	25.626.1053.0		39.49	34.29
11	25.626.1153.0		43.30	38.10
12	25.626.1253.0		47.11	41.91

Available on request to 20 poles.

# Type 8813 S/...W

spacing 3.81 mm

**Horizontal socket**  
plug-in parallel to PC board



**Cross section** .8 x .8 mm  
Diameter at drilling hole 1.2 mm

poles	8813 S/...W		3.81 mm pin spacing	
	part no.	part no.	L	I
	unmarked			
2	25.627.0253.0		9.01	3.81
3	25.627.0353.0		12.82	7.61
4	25.627.0453.0		16.63	11.43
5	25.627.0553.0		20.44	15.24
6	25.627.0653.0		24.25	19.05
7	25.627.0753.0		28.06	22.86
8	25.627.0853.0		31.87	26.67
9	25.627.0953.0		35.68	30.48
10	25.627.1053.0		39.49	34.29
11	25.627.1153.0		43.30	38.10
12	25.627.1253.0		47.11	41.91

Available on request to 20 poles.