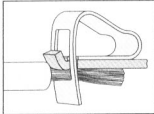


Male and Female Connectors with CAGE CLAMP®,
100 % Protected against Mismatching,
Pin Spacing 2.5 mm / 0.098 in (Light Grey)

CAGE CLAMP®



4
5

Pin spacing 2.5 mm/0.098 in, light grey
0.08 – 0.5 mm² | AWG 28 – 20
250 V/2.5 kV/2 | 150 V, 4 A
4 A | 150 V, 4 A



5 – 6 mm / 0.22 in

*

Pin spacing 2.5 mm/0.098 in, light grey
0.08 – 0.5 mm² | AWG 28 – 20
250 V/2.5 kV/2 | 150 V, 4 A
4 A | 150 V, 4 A

5 – 6 mm / 0.22 in

*

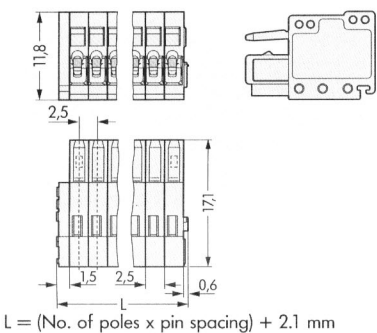
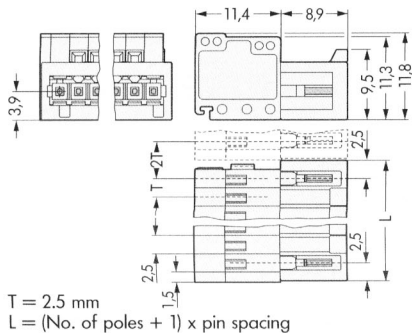


No. of poles	Item-No.	No. of poles	Item-No.
Male connectors with CAGE CLAMP®, 100 % protected against mismatching, light grey		Female connectors with CAGE CLAMP®, 100 % protected against mismatching, with coding fingers, light grey	
2	733-202	2	733-102
3	733-203	3	733-103
4	733-204	4	733-104
5	733-205	5	733-105
6	733-206	6	733-106
8	733-208	8	733-108
10	733-210	10	733-110
12	733-212	12	733-112

Accessories

	Operating tool, see page 9.17		Operating tool, see page 9.17
	Marker card, computer marked 20 self-adhesive strips per card Marking 1 – 16 (60x) 249-151 For further printings see section 9 For direct printing please contact factory		Marker card, computer marked 20 self-adhesive strips per card Marking 1 – 16 (60x) 249-151 For further printings see section 9 For direct printing please contact factory
	Coding key, snap-on type, light grey 733-330		

Dimensions (in mm)



* For further approvals with corresponding ratings see pages 10.3ff.