

PCB Relay RCH II/1 – 1 pole 8 / 12 / 16 A

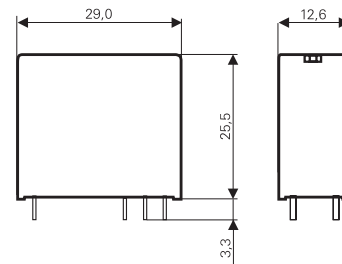
- 1 C/O or 1 N/O contact
- 4 kV / 8 mm coil-contact
- Pinning 3.5 or 5 mm (8 / 12 A) and 5 mm (16 A)

Applications

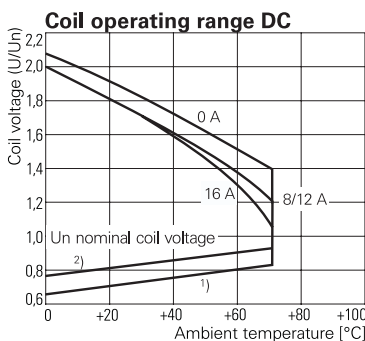
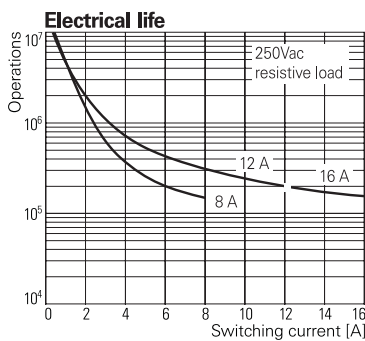
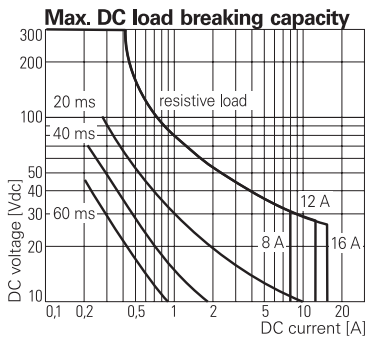
Power supplies, domestic appliances, heating control, installation



Dimensions in mm



Approvals:



Ordering data

Type	Version	Contacts	Cont. Material	Coil	Part No.
RCH310006	16 A	1 C/O contact	AgCdO	6 Vdc	8692490000
RCH310012	pinning 5mm	"	"	12 Vdc	8689150000
RCH310024	"	"	"	24 Vdc	4064580000
RCH310048	"	"	"	48 Vdc	8689440000
RCH310512	"	"	"	12 Vac	8689450000
RCH310524	"	"	"	24 Vac	8689460000
RCH310548	"	"	"	48 Vac	8689470000
RCH310615	"	"	"	115 Vac	8689480000
RCH310730	"	"	"	230 Vac	8689490000
RCH330006	"	1 N/O contact	"	6 Vdc	8692360000
RCH330012	"	"	"	12 Vdc	8689500000
RCH330024	"	"	"	24 Vdc	8689510000
RCH330730	"	"	"	230 Vac	8692320000
RCH411006	8A	1 C/O contact	AgNi 0,15	6 Vdc	8689520000
RCH411012	pinning 5mm	"	"	12 Vdc	8689540000
RCH411024	"	"	"	24 Vdc	8689570000
RCH411048	"	"	"	48 Vdc	8689550000
RCH411110	"	"	"	110 Vdc	8689560000
RCH411524	"	"	"	24 vac	8689570000
RCH411615	"	"	"	115 Vac	8689580000
RCH411730	"	"	"	230 Vac	8689590000
RCH412006	"	"	"	6 Vdc	8689020000
RCH412012	8 A	"	"	12 Vdc	8689040000
RCH412024	pinning 3,5mm	"	"	24 Vdc	8689050000
RCH412048	"	"	"	48 Vdc	8689060000
RCH412110	"	"	"	110 Vdc	8689070000
RCH412512	"	"	"	12 Vac	8688500000
RCH412524	"	"	"	24 Vac	8688970000
RCH412548	"	"	"	48 Vac	8688980000
RCH412560	"	"	"	60 Vac	8688990000
RCH412615	"	"	"	115 Vac	8689000000
RCH412730	"	"	"	230 Vac	8689010000

Technical data

Configuration	1 C/O contact or 1 N/O contact
Type of contact	single contact
Rated current	8 A 12 A 16 A
Rated voltage / max. breaking voltage AC	250 Vac / 440 Vac
Maximum breaking capacity AC	2000 VA 3000 VA 4000 VA
Make current	16 A 20 A 25 A
Contact material	AgNi 0.15 AgCdO AgCdO

Configuration	1 C/O contact or 1 N/O contact
Type of contact	single contact
Rated current	8 A 12 A 16 A
Rated voltage / max. breaking voltage AC	250 Vac / 440 Vac
Maximum breaking capacity AC	2000 VA 3000 VA 4000 VA
Make current	16 A 20 A 25 A
Contact material	AgNi 0.15 AgCdO AgCdO

Contact ratings

Type	Operations	Standard
RCH411	10 ⁵	AC 1
RCH412	10 ⁵	AC 1
RCH330	1.1x10 ⁵	AC 1
RCH330	> 3x10 ⁴	VDE 0630

Load
8 A, 250 Vac, cosφ=1, 50% duty cycle
8 A, 250 Vac, cosφ=1, 50% duty cycle
18.2 A, 250 Vac, cosφ=1, 600/h, 15% duty cycle
96 A ON, 16 A OFF, 250 Vac, cosφ=0.6, 450/h

Coil data

Nominal voltage	5...110 Vdc / 12...230 Vac
Nominal coil power	500 mW
Operate category	2 / b

Nominal voltage	5...110 Vdc / 12...230 Vac
Nominal coil power	500 mW
Operate category	2 / b

PCB Relay RCH II/1 – 1 pole 8 / 12 / 16 A

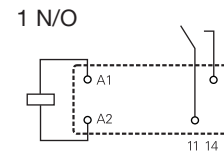
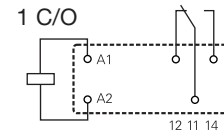
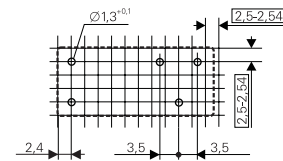
Ordering key

Type	R C H							
Version	3 16 A, flux-tight 4 8/12 A, flux-tight							
Contacts	1 1 C/O contact		3 1 N/O contact					
Contact material	0 AgCdO, 16 A or 12 A, pinning 5 mm 1 AgNi 0.15, 8 A, pinning 5 mm 2 AgNi 0.15, 8 A, pinning 3.5 mm							
Coil	Coil code: please refer to coil versions table							
Preferred types in bold print								

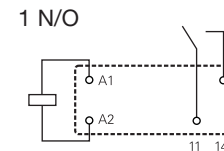
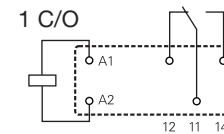
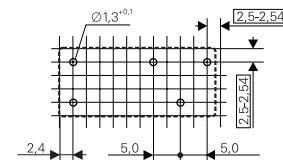
PCB layout / terminal assignment

View on solder pins
Dimensions in mm

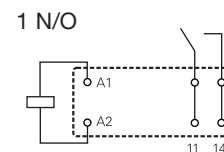
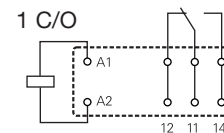
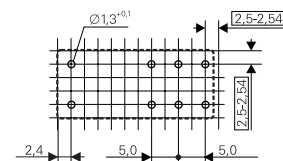
8 / 12 A, pinning 3.5 mm



8 / 12 A, pinning 5 mm



16 A, pinning 5 mm



Coil versions, DC-coil

Coil code	Nominal voltage Vdc	Pull-in voltage Vdc	Release voltage Vdc	Maximum voltage Vdc	Coil resistance Ω	Coil current mA
006	6	4.2	0.6	10.8	68±10%	88.2
012	12	8.4	1.2	21.6	270±10%	44.4
024	24	16.8	2.4	43.2	1100±15%	21.8
048	48	33.6	4.8	86.4	4400±15%	10.9
060	60	42.0	6.0	108.0	6540±15%	9.2
110	110	77.0	11.0	198.0	23100±15%	4.8

All figures are given for coil without preenergization, at ambient temperature +20°

Other coil voltages on request

Coil versions, AC-coil

Coil code	Nominal voltage Vac	Pull-in voltage Vac	Release voltage Vac	Coil resistance Ω	Coil current mA
512*	12	9.6	3.6	60±10%	81.0
524	24	19.2	7.2	280±10%	39.7
548*	48	38.4	14.4	960±15%	20.1
615	110-115	92.0	34.5	5600±15%	9.9
730	230	184.0	69.0	27386±15%	4.0

All figures are given for coil without preenergization, at ambient temperature +20°

* coils without approvals

Insulation

Dielectric strength	coil-contacts	4000 V _{rms}
	open contact circuit	1000 V _{rms}
Clearance / creepage		8 / 8 mm
Insulation to VDE 0110b (2/79)	Insulation category / reference voltage	C / 250

Other data

Ambient temperature	-40...+70 °C
Mechanical life	30x10 ⁶ operations
Max. switching rate at rated- / minimum load	10 min ⁻¹ / 1200 min ⁻¹
Operate- / release time	typ. 8 / 2 ms
Bounce time N/O contact/N/C contact	typ. 2 / 4 ms
Vibration resistance N/O / N/C contact	>10 / 2 g, 30...300 Hz
Shock resistance (destruction)	100 g
Protection category	IP40 / IP67
Relay weight	18 g
Packaging unit	20 / 500 pcs.
Accessories	see accessories RCH