



Insulated Terminals Teflon® Unassembled

*Teflon is a registered trademark of Dupont



Bifurcated One Side/ Double Turret

Refer to Figure 4445

Part No.	Board Thick	Mounting Hole Dia. ⁺⁰⁰³ / ₋₀₀₁	X	Y	Z	Swage Tool	DWV
4445A	.031	.142	.081	.140	.312	4445	2000
4445B	.062	.142	.081	.140	.312	4445	2000
4445C	.094	.142	.081	.140	.312	4445	2000

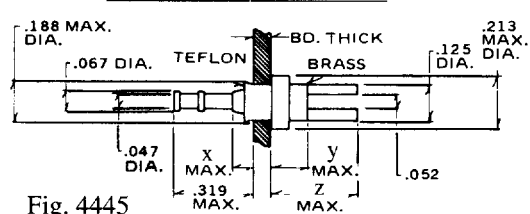


Fig. 4445

Refer to Figure 4475

Part No.	Board Thick	Mounting Hole Dia. ⁺⁰⁰³ / ₋₀₀₁	X	Y	Z	Swage Tool	DWV
4475A	.031	.154	.081	.140	.312	4475	2700
4475B	.062	.154	.081	.140	.312	4475	2700
4475C	.094	.154	.081	.140	.312	4475	2700

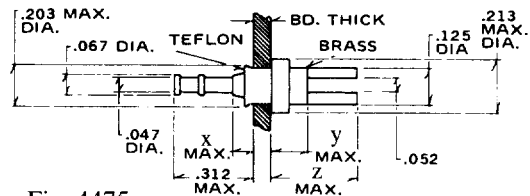


Fig. 4475

Bifurcated One Side/ Single Turret

Refer to Figure 4444

Part No.	Board Thick	Mounting Hole Dia. ⁺⁰⁰³ / ₋₀₀₁	X	Y	Z	Swage Tool	DWV
4444A	.031	.142	.081	.140	.312	4444	2000
4444B	.062	.142	.081	.140	.312	4444	2000
4444C	.094	.142	.081	.140	.312	4444	2000
4444D	.125	.142	.081	.140	.312	4444	2000

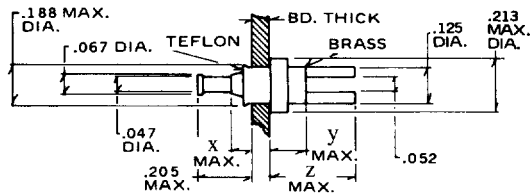


Fig. 4444

Refer to Figure 4474

Part No.	Board Thick	Mounting Hole Dia. ⁺⁰⁰³ / ₋₀₀₁	X	Y	Z	Swage Tool	DWV
4474A	.031	.154	.081	.140	.312	4474	2700
4474B	.062	.154	.081	.140	.312	4474	2700
4474C	.094	.154	.081	.140	.312	4474	2700

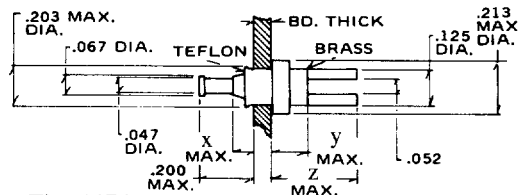


Fig. 4474

Refer to Figure 4451

Part No.	Board Thick	Mounting Hole Dia. ⁺⁰⁰³ / ₋₀₀₁	X	Y	Z	Swage Tool	DWV
4451A	.031	.189	.088	NA	.135	4451	2200
4451B	.062	.189	.088	NA	.135	4451	2200
4451C	.094	.189	.088	NA	.135	4451	2200
4451D	.125	.189	.088	NA	.135	4451	2200

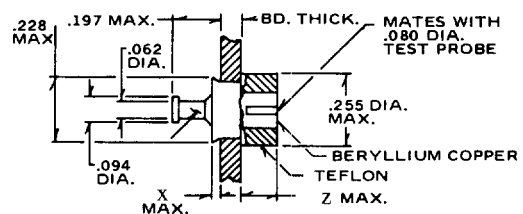


Fig. 4451

Standard Plating Suffix to Part Number

Terminal

-7 (Au over Cu)

See Page 93 for all plating options.

TOLERANCE: .xxx ±.010, .xx ±.016 (ALL DIMS. BEFORE PLATING)