



# Series 675 DIP Program Headers

## FEATURES:

- Aries DIP programmable headers offer unusual versatility for programming within the header itself.
- They can be individually programmed using cutters or Aries' programming tool, Part No. T-675, available separately, to remove the interconnecting sections. Consult Data Sheet No. 22002 for Aries' programming tool.
- Adjacent and/or opposing pins are interconnected until the pre-slotted section is programmed out. An almost infinite number of programs can be attained by merely leaving or removing interconnecting sections.
- A low profile, snap-on cover protects header from dirt or accidental damage, and can be marked to identify the program within the header.

## SPECIFICATIONS:

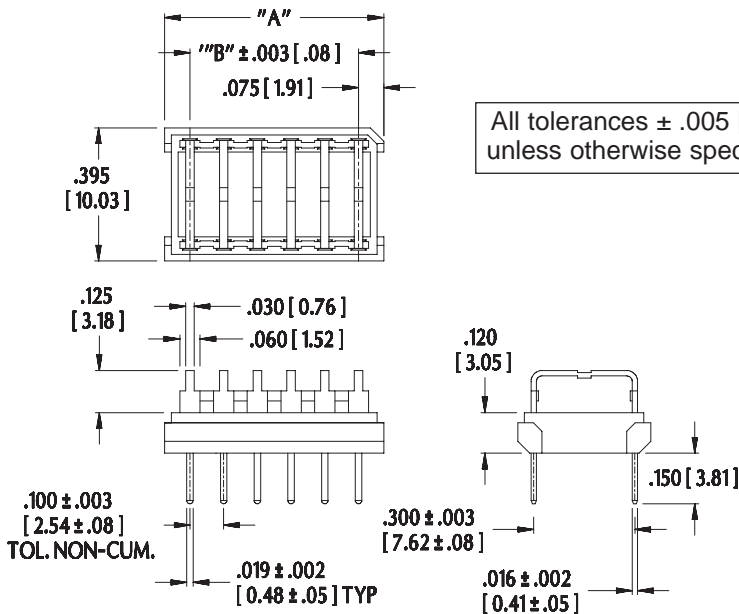
- Standard header body and cover are black UL 94V-0 4/6 Nylon.
- Pins are Brass Alloy, 3/4 hard.
- Pin plating
  - T = 200u" [5.08µm] min. Matte Tin per ASTM B545-97 over 50u" [1.27µm] min. Nickel per QQ-N-290
  - G = 10u" [.25µm] Gold per MIL-G-45204 over 50u" [1.27µm] min. Nickel per QQ-N-290.
  - TL = 200u" [5.08µm] 90/10 Tin/Lead per MIL-T-10727 Type I over 50u" [1.27µm] min. Nickel per QQ-N-290.
- Current rating=2 Amps.
- Operating temperature=221°F [105°C] Tin or Tin/Lead plating, =257°F [125°C] Gold plating.

## MOUNTING CONSIDERATIONS:


- Suggested PCB hole size=.035 ± .002 [.89 ± .05] dia.

"A"=(NO. OF PINS PER ROW X .100 [2.54]) + .050

"B"=(NO. OF PINS PER ROW - 1) X .100 [2.54]



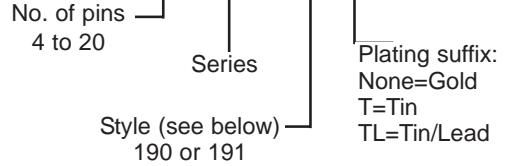
All tolerances ± .005 [.13] unless otherwise specified



Note: Aries specializes in custom design and production. In addition to the standard products shown on this page, special materials, platings, sizes, and configurations can be furnished, depending on quantities. Aries reserves the right to change product specifications without notice.

## ORDERING INFORMATION

**XX-675-19XX**



## ALL DIMENSIONS: INCHES [MILLIMETERS]

|                  |  |
|------------------|--|
|                  | All pins interconnected, both adjacent and opposing. |
| <b>STYLE 190</b> | Available in 4-16 pins only.                         |
|                  | Opposing pins interconnected only.                   |
| <b>STYLE 191</b> | Available in 4-20 pins.                              |

Covers available for 4-20 pin headers. To order, specify Part No. **XX-650-10** where "XX" denotes the number of pins. Consult Data Sheet No. 12033 for additional details.

Diagram showing cover dimensions:  $.270 [ 6.86 ]$



Frenchtown, NJ USA  
TEL: (908) 996-6841  
FAX: (908) 996-3891



16004  
REV.C