



6602,3,4 SERIES

6702,3,4 SERIES

6802,3,4 SERIES

FEATURES

- Type N Connectors Standard
- Options from DC to 8 GHz
- High Power, Trombone Style Coaxial Structure
- Military Grade Materials and Processing
- -40 to +125° C Operating Temperature Range

SPECIFICATIONS

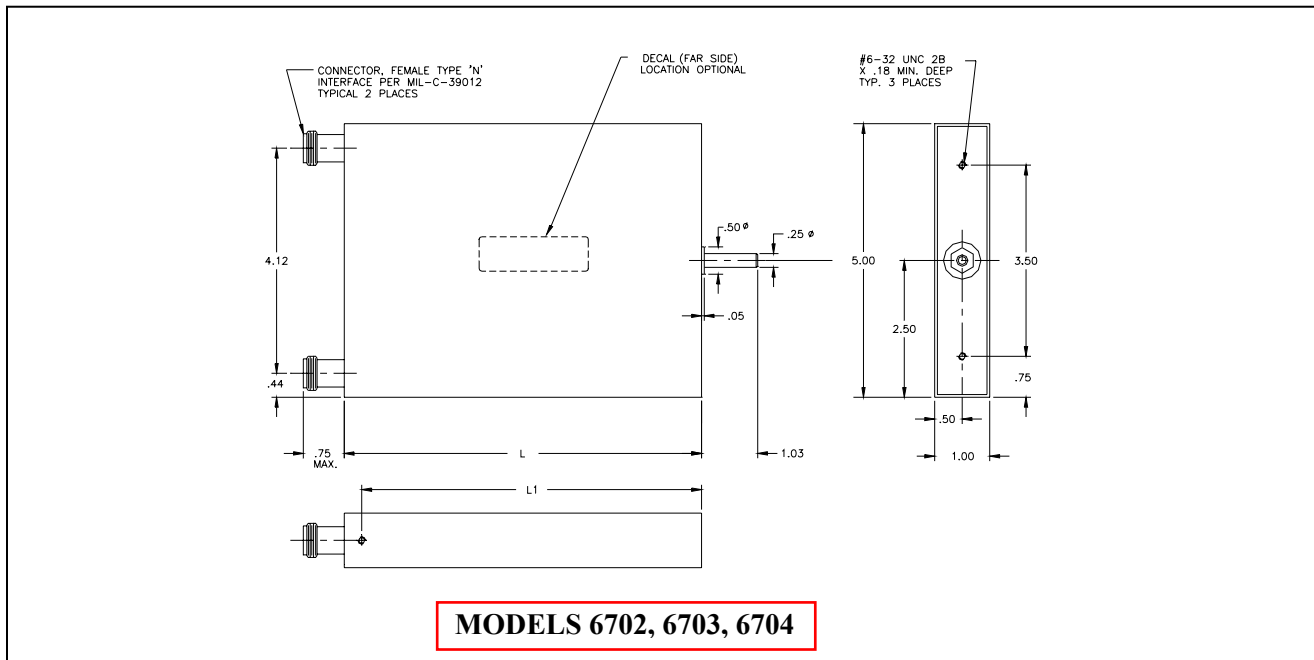
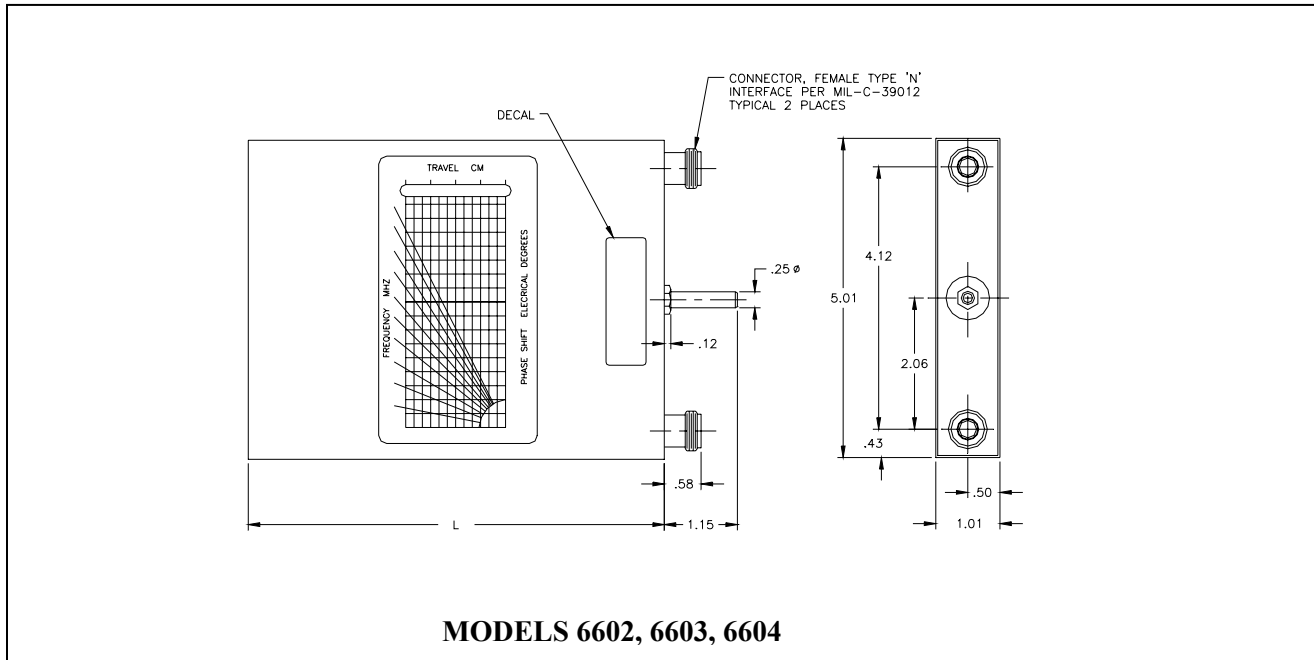
Model	6602	6702	6802	6603	6703	6803	6604	6704	6804
Frequency Range (GHz)	DC-2	DC-2	DC-2	DC-4	DC-4	DC-4	DC-8	DC-8	DC-8
Phase Shift, min (°/GHz)	290	290	290	190	190	190	95	95	95
Phase Shift, min (°/GHz/Shaft Turn)	5.7	5.7	5.7	5.7	3.8	5.7	1.9	1.9	1.9
Insertion Phase, Nominal @ Min Phase Setting (°/GHz)	950	950	980	790	700	820	450	450	480
Number of Turns, min	50	50	48	33	50	32	50	50	48
VSWR max	1.35	1.35	1.35	1.60	1.60	1.60	2.00	2.00	2.00
Insertion Loss, max (dB)	0.5	0.5	0.5	0.5	0.5	0.5	1.0	1.0	1.0
Power									
Average (Watts)	350	350	350	350	350	350	350	350	350
Peak (Watts)	2500	2500	2500	2500	2500	2500	2500	2500	2500
Time Delay, Nominal @ Min Phase Setting (nsec)	2.6	2.6	2.7	2.2	1.9	2.3	1.2	1.2	1.3
Length (L)									
Inches	6.55	9.55	6.35	4.93	6.94	4.73	6.55	9.55	6.35
Centimeters	16,64	24,26	16,13	12,52	17,63	12,01	16,64	24,26	16,13
Length (L1)									
Inches	---	9.17	---	---	6.56	---	---	9.17	---
Centimeters	---	23,29	---	---	16,66	---	---	23,29	---
Weight									
Ounces	33	45	38	27	42	32	42	46	40
Grams	934	1274	1075	764	1188	906	1189	1302	1132

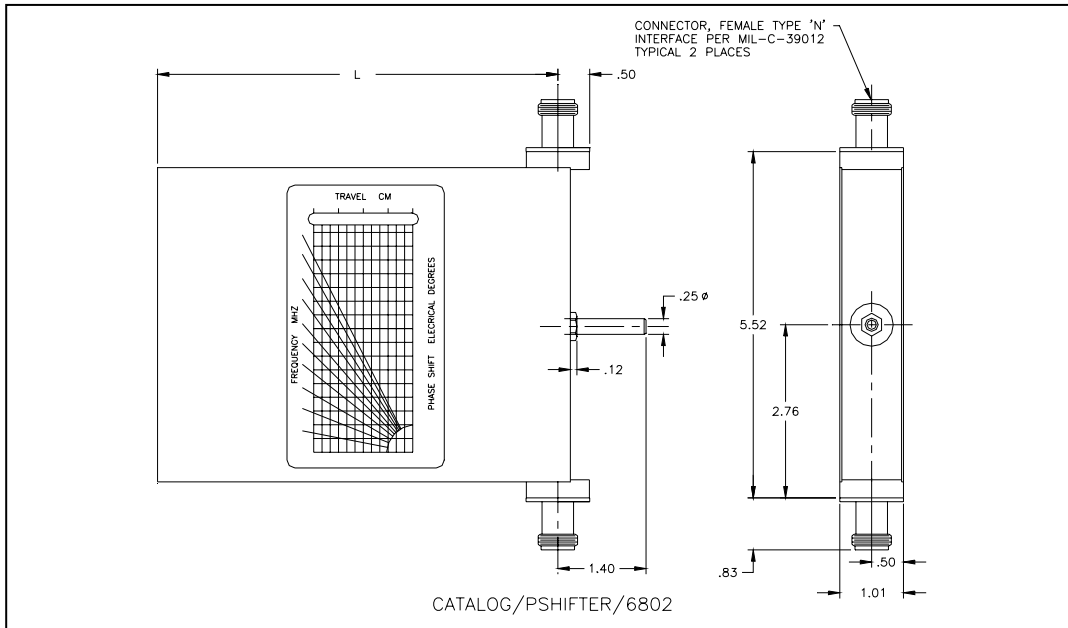
NOTES:

1. 1 Degree per GHz of Phase Shift equals 2.78 picoseconds of time delay.
2. Average and Peak Power are given at ambient temperature and altitude with Type N Connectors. Power is further limited by the power threshold level of selected connector style.



OUTLINE DRAWINGS





MODELS 6802, 6803, 6804

ORDERING INFORMATION

DRIVE SHAFT AND CONNECTOR OPTIONS:

1. Only the following standard control options are available. The base model is available without additional options.
2. Add suffix as designated below to the ordering model number.

MODEL # PLUS	DESCRIPTION
-2	Turns Counter With Built In Shaft Lock
-3	SMA Type RF Connectors
-5	Control Knob with No Locking Feature
-15	Shaft Lock With Control Knob
-135	Shaft Lock With Control Knob and SMA Type RF Connectors
-23	Turns Counter With Built In Shaft Lock and SMA Type RF Connectors.

(-1) SHAFT LOCK	(-2) TURNS COUNTER W/ SHAFT LOCK	(-5) CONTROL KNOB
		<p>D= 0.9" L=1.0"</p>

MISCELLANEOUS:

1. Spectrum Microwave "Standard Warranty and Order Terms and Conditions" apply to all orders.
2. All specifications subject to change without notice.
3. Check "Ordering and Availability Listing" for delivery and ordering information.
4. Contact our local Manufacturers Representative for pricing.

Specification Revision - 070710

