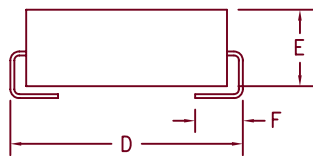
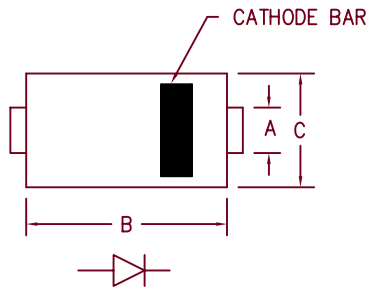


1 Amp Schottky Rectifier

HSM180J — HSM1100J



Dim.	Inches		Millimeter		Notes
	Minimum	Maximum	Minimum	Maximum	
A	.073	.087	1.85	2.21	
B	.160	.180	4.06	4.57	
C	.130	.155	3.30	3.94	
D	.205	.220	5.21	5.59	
E	.075	.130	1.91	3.30	
F	.030	.060	.760	1.52	

DO-214BA Package

Microsemi Catalog Number	Industry Part Number	Working Peak Reverse Voltage	Repetitive Peak Reverse Voltage
HSM180J	SK18	80V	80V
HSM190J	MBRS190TR MBRS190T3	90V	90V
HSM1100J	10BQ100 10MQ100N MBRS1100T3 SK110	100V	100V

- Underwriters Laboratory Flammability Class 94V-0
- Schottky Barrier Rectifier
- Guard Ring Protection
- 175°C Junction Temperature
- Surface mount package

Electrical Characteristics

Average forward current
Maximum surge current
Max peak forward voltage
Max peak forward voltage
Max peak reverse current
Typical junction capacitance

I_{F(AV)} 1.0 Amps
I_{FSM} 40 Amps
V_{FM} .57 Volts
V_{FM} .84 Volts
I_{RM} 100 μA
C_J 45pF

T_L = 140°C, Square wave, R_{θJL} = 15°C/W
8.3ms, half sine, T_J = 175°C
I_{FM} = 0.1A: T_J = 25°C*
I_{FM} = 1.0A: T_J = 25°C*
V_{RRM}, T_J = 25°C
V_R = 5.0V, T_J = 25°C

*Pulse test: Pulse width 300 μsec, Duty cycle 2%

Thermal and Mechanical Characteristics

Storage temperature range
Operating junction temp range
Maximum thermal resistance
Weight

T_{STG}
T_J
R_{θJL}

-55°C to 175°C
-55°C to 175°C
15°C/W junction to lead
.0047 ounces (.013 grams) typical



8700 East Thomas Road, P.O. Box 1390
Scottsdale, AZ 85252
PH: (480) 941-6300
FAX: (480) 947-1503
www.microsemi.com

05-15-07 Rev. 5

HSM180J — HSM1100J

Figure 1
Typical Forward Characteristics

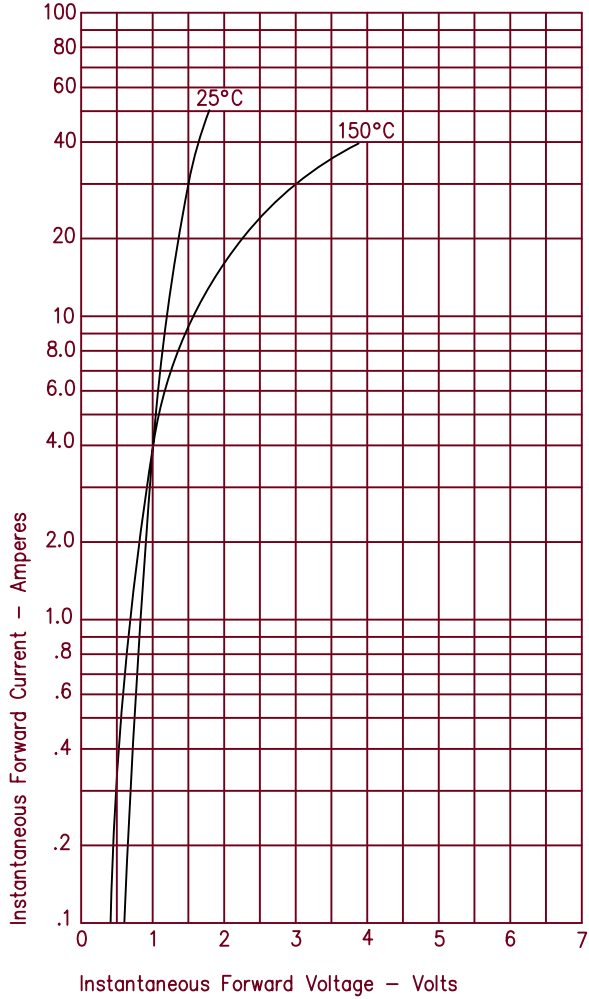


Figure 3
Typical Junction Capacitance

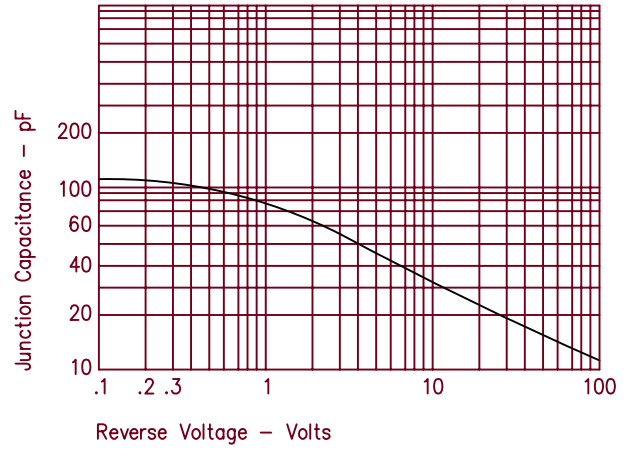
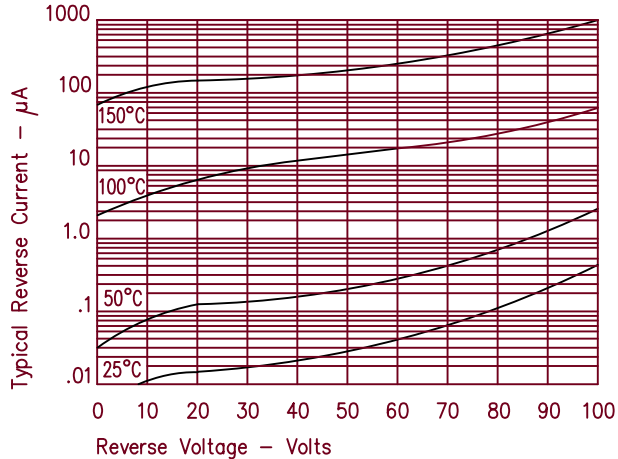


Figure 2
Typical Reverse Characteristics



URL:

Options: Encode URL Encode Page Allow Cookies Remove Scripts Remove Objects

Hide Your IP Address
Surf Anonymously · Protect Your Identity
Download Your Free Trial

[About](#) | [NEWS](#) | [Contact](#) | [EMPLOYMENT](#) | [HOME](#)

keyword search:

part number search:

HSM1100Je3/TR13 (#319993)



Schottky Rectifier

Package
SMAJ(SM)

Division	CBU	Datasheet	msc1527.pdf
Mil-Spec	(none)	Spice Data	(none)
Shipping	(none)	Qual Data	Contact Microsemi

ROHS By Design

Description
1Amp, 80V-100V Schottky Rectifier in plastic DO214BA surface mount package

[Privacy Policy](#) | [Site Map](#) | [Terms & Conditions](#)

[PPG Webex Portal](#) | [PPG Extranet Login](#)

[Avionics](#) | [Backlight Inverters](#) | [L-Band Radar](#) | [LED Driver](#) | [LDMOS & VDMOS](#) | [MOSFETs, IGBTs, & Diodes](#) | [Pin Diodes](#) | [Power Modules](#)

[RF Power & Bipolar Transistors](#) | [S-Band Radar](#) | [SCR](#) | [Thyristors](#) | [Varacter Diode](#) | [WLAN Power Amplifier](#) | [Zener Diode](#) | [Power Over Ethernet](#) | [IEEE802.3af](#) | [PoE ICs](#)

Copyright © 2011 Microsemi Corporation. All rights reserved. The Endwave logo is a registered trademark of Endwave Corporation.