

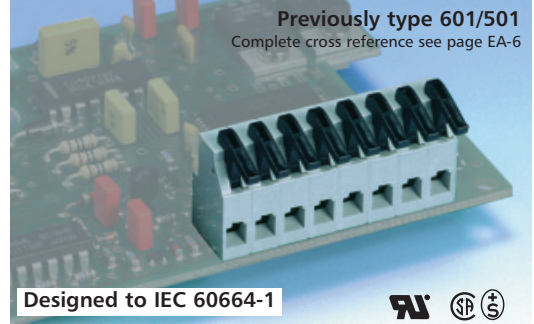
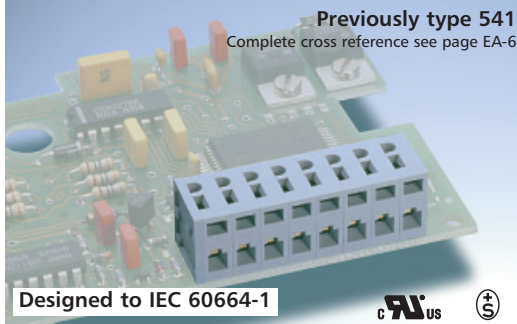


mm to inch

1 inch = 25.4 mm
1 mm = .040 inches

Note

We have changed the SPRINGCON part numbers. Complete cross reference see page EA-6.



AST
06 without eccentric lever

AST
02 long eccentric lever

AST
01 short eccentric lever

Additional Centerline

Type AST06	
Type AST02	
Type AST01	

Electrical Data

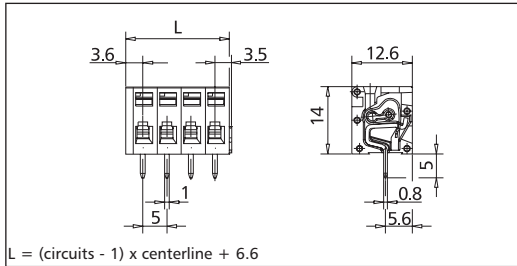
Voltage 300 V - centerline 5 mm
600 V - centerline 10 mm
Current 13 A
Wire Range 14 - 28 AWG
Square pin .8 mm x 1 mm
PCB hole diameter 1.4 mm
Wire strip length 5 mm

Mechanical Data

Housing UL 94V-0 -40 °F to 189 °F (-40 °C to 105 °C)
Spring clamp stainless chrome molybdenum steel
Contact pin copper alloy, tin plated
Colors gray (optional colors see margin)
Pole sizes 2 to 24 - centerline 5 mm
2 to 12 - centerline 10 mm

Additional material data - pages EA-3 to EA-5

Dimensions (mm)



Part Numbers (other circuits please consult factory)

AST06 centerline 5 mm		Complete the part number by adding the pole size.																
Part No.	AST06 5	XX	02	03	04	05	06	07	08	09	10	11	12	13	14	15	16	
			17	18	19	20	21	22	23	24								
AST06 centerline 10 mm		Complete the part number by adding the pole size.																
Part No.	AST06 9	XX	02	03	04	05	06	07	08	09	10	11	12					

XX = color suffix - Please replace "XX" by the requested color suffix (see margin).

Electrical Data

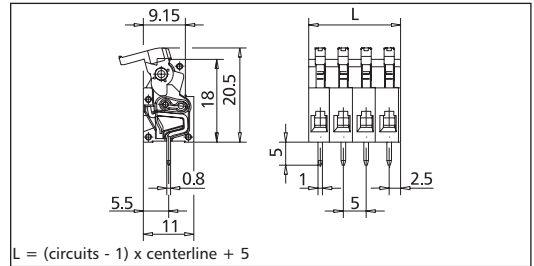
Voltage 300 V - centerline 5 mm
600 V - centerline 10 mm
Current 13 A
Wire Range 14 - 28 AWG
Square pin .8 mm x 1 mm
PCB hole diameter 1.4 mm
Wire strip length 5 mm

Mechanical Data

Housing UL 94V-0 -40 °F to 189 °F (-40 °C to 105 °C)
Eccentric lever UL 94HB -40 °F to 230 °F (-40 °C to 110 °C)
Spring clamp stainless chrome molybdenum steel
Contact pin copper alloy, tin plated
Colors gray (optional colors see margin)
Pole sizes 2 to 24 - centerline 5 mm
2 to 12 - centerline 10 mm

Additional material data - pages EA-3 to EA-5

Dimensions (mm)



Part Numbers (other circuits please consult factory)

AST02 centerline 5 mm		Complete the part number by adding the pole size.																
Part No.	AST02 5	XX	02	03	04	05	06	07	08	09	10	11	12	13	14	15	16	
			17	18	19	20	21	22	23	24								
AST02 centerline 10 mm		Complete the part number by adding the pole size.																
Part No.	AST02 9	XX	02	03	04	05	06	07	08	09	10	11	12					
AST01 centerline 5 mm		Complete the part number by adding the pole size.																
Part No.	AST01 5	XX	02	03	04	05	06	07	08	09	10	11	12	13	14	15	16	
			17	18	19	20	21	22	23	24								
AST01 centerline 10 mm		Complete the part number by adding the pole size.																
Part No.	AST01 9	XX	02	03	04	05	06	07	08	09	10	11	12					

XX = color suffix - Please replace "XX" by the requested color suffix (see margin).

Optional colors

black, light blue, green, red, dark blue

Suffixes for color

suffix	color
02	black
04	gray (standard)
05	light blue
06	green
08	red
13	dark blue

For different sequences of colors within the same terminal block, i.e. black, red, green, add suffix 99 multiple color

Please attach the color sequence to your order or consult factory.