



CRYSTAL CAN RELAY 10 AMPERE DC COIL

Series
2T-7188

Product Description

The economical approach to high current switching in a relay design for commercial and military applications. Through unique design innovations, this device incorporates an optimised magnetic structure and massive contact switching paths in less than 0.65 cubic inches. With proven switching characteristics of 10 amperes in excess of 100.000 operations under all environments, it performs in a wide variety of switching applications.

The following construction features ensure the highest reliability in extreme environments:


- All welded relay construction
- Cleaning and sealing techniques ensures maximum internal cleanliness
- 10 amperes switching
- 2 form C, DPDT contacts, special metal alloy with gold plating

Series Types

- **2T-7188** 2 form C, DPDT

Environmental and Physical Specifications

Temperature (Ambient)	- 65°C to + 125°C
Shock	100 g, 6 ms.
Vibration (sinusoidal)	20 g, 10 to 2000 Hz
Acceleration	17 g
Sealing	All welded, Hermetic
Weight	2,0 oz. (56,70 grams) max.



Electrical Characteristics (over the Temperature range. Unless otherwise noted)

Coil Data	See Typical Characteristics chart		
Contact Rating	Type Load	Contact Load	Cycles min.
(Note: All ratings with grounded case)	Resistive	10 A / 28 Vdc	50.000
		5 A / 115Vac, 400 Hz	50.000
		3 A / 115 Vac, 60 Hz	50.000
	Inductive	6 A / 28 Vdc (200 mH)	50.000
		Lamp	1 A / 28 Vdc
	Motor	3 A / 28 Vdc	50.000
Contact Resistance	0,01 Ω max. initial		
Operate Time	15,0 ms. max. at 25°C		
Release Time	15,0 ms. max. at 25°C		
Contact Bounce	5,0 ms. max. at 25°C, normally close contacts		5,0 ms. max. at 25°C, normally open contacts
Dielectric Strength	1.000 Vrms min., 60 Hz, all points, 500 Vrms min. between coil to case, at sea level		
Insulation Resistance	1.000 MΩ min. all points at 500 Vdc		
Sensitivity	1,9 W typical at nominal rated coil voltage, at 25 °C		



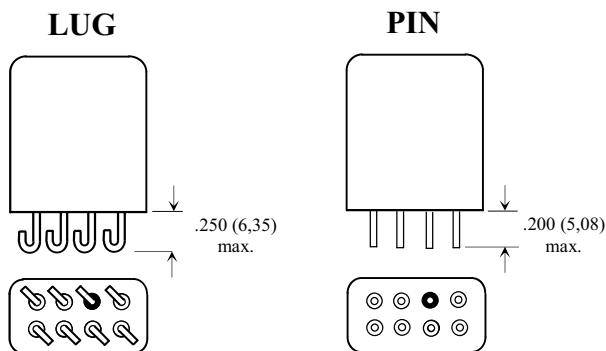
CRYSTAL CAN RELAY 10 AMPERE DC COIL

**Series
2T-7188**

Typical Characteristics (over the Temperature range. Unless otherwise noted)

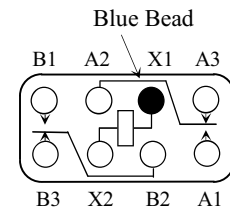
Mounting & Terminal Styles						Coil Voltage Vdc		Coil Resistance Ω $\pm 10\%$ at 25°C	Pick-up Vdc	Drop-out Vdc	
Raised Lug	Flush Lug	Raised Pin	Flush Pin	Plain Pin	Laydown Lug	Max	Nom.		Max.	Min.	Max.
-001	-002	-003	-004	-005	-031	32,0	26,5	300	18,0	1,5	7,0
-006	-007	-008	-009	-010	-032	16,0	12,0	75	9,0	0,5	5,0
-011	-012	-013	-014	-015	-033	9,0	6,0	19	4,5	0,25	2,5
-016	-017	-018	-019	-020	-034	52,0	48,0	1200	36,0	2,0	20,0
-026	-027	-028	-029	-030	-036	122,0	120,0	7500	90,0	5,0	50,0
-037	-038	-039	-040	-041	-042	24,0	18,0	170	13,5	0,75	7,5

Terminal Styles



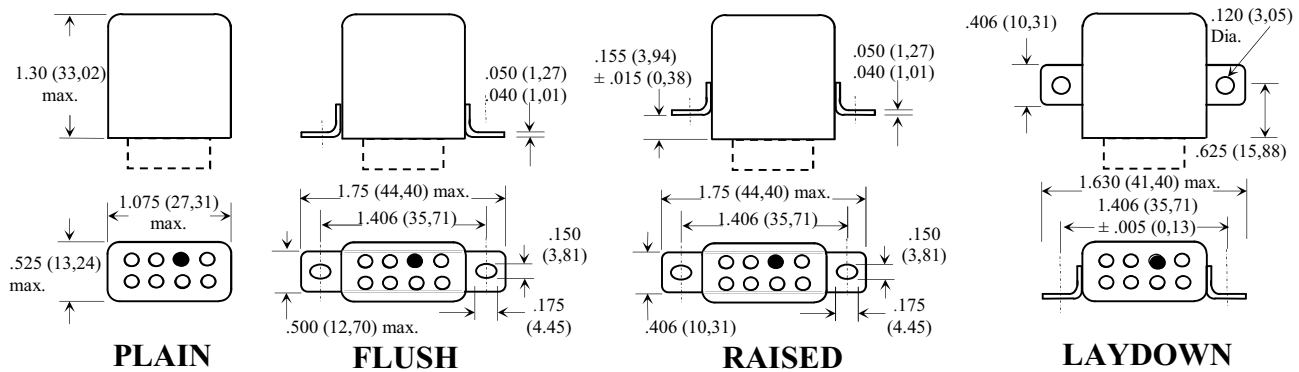
Note:
- Dimensions are shown in inches (millimetres)
- Terminal spacing is .200 (5,08). Terminal diameter is .050 (1,27) \pm .002 (0,05)

Schematic Diagrams



Note:
- Schematics are viewed from terminals

Mounting Styles



Note:
- Dimensions are shown in inches (millimetres).

How to Order, (Part Numbering System)

2T-7188 - 001

Series Type

Dash number (see characteristics table)

Note: Relays compliant to MIL-R-5757/23 are designated 2T-7188 and applicable dash numbers coincide with Nuova Hi-G Italia dash numbers