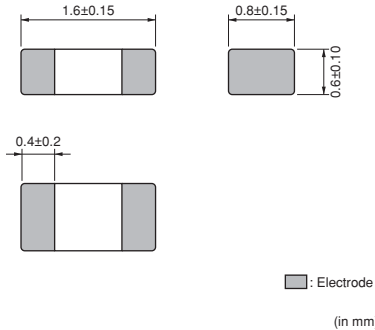


EMIFIL® (Inductor type) Chip Ferrite Bead

BLM18T Series (0603 Size)

■ Dimensions



■ Equivalent Circuit



■ Packaging

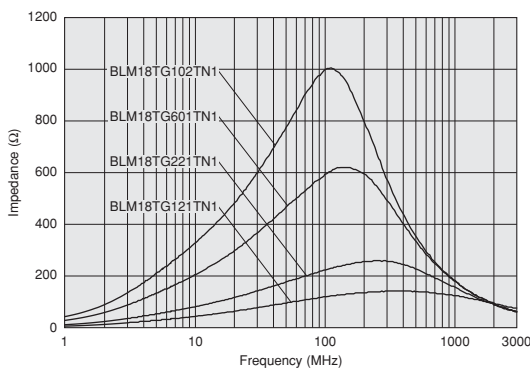
| Code | Packaging | Minimum Quantity |
|------|------------------|------------------|
| D | 180mm Paper Tape | 10000 |
| B | Bulk(Bag) | 1000 |

■ Rated Value (□: packaging code)

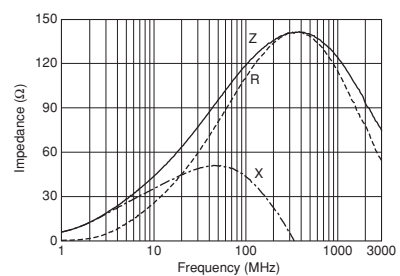
| Part Number | Impedance (at 100MHz/20°C) | Impedance (at 1GHz/20°C) | Rated Current | DC Resistance | Operating Temperature Range |
|----------------|----------------------------|--------------------------|---------------|---------------|-----------------------------|
| BLM18TG121TN1□ | 120ohm ±25% | - | 200mA | 0.25ohm max. | -55 to +125°C |
| BLM18TG221TN1□ | 220ohm ±25% | - | 200mA | 0.30ohm max. | -55 to +125°C |
| BLM18TG601TN1□ | 600ohm ±25% | - | 200mA | 0.45ohm max. | -55 to +125°C |
| BLM18TG102TN1□ | 1000ohm ±25% | - | 100mA | 0.60ohm max. | -55 to +125°C |

Number of Circuits: 1

■ Impedance-Frequency Characteristics (Main Items)



■ Impedance-Frequency Characteristics BLM18TG121TN1



Continued on the following page.

● This data sheet is applied for CHIP FERRITE BEAD used for General Electronics equipment for your design.

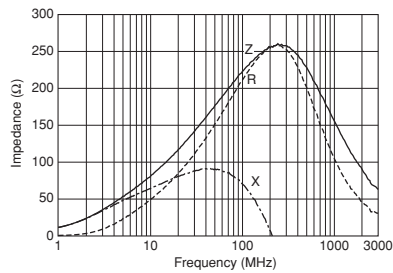
⚠ Note:

1. This datasheet is downloaded from the website of Murata Manufacturing co., ltd. Therefore, it's specifications are subject to change or our products in it may be discontinued without advance notice. Please check with our sales representatives or product engineers before ordering.
2. This datasheet has only typical specifications because there is no space for detailed specifications. Therefore, please approve our product specifications or transact the approval sheet for product specifications before ordering.

Continued from the preceding page.

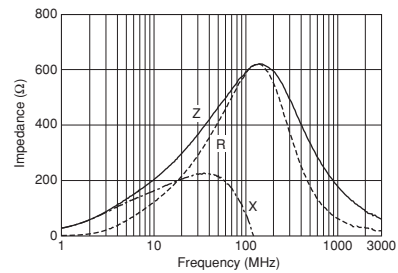
Impedance-Frequency Characteristics

BLM18TG221TN1



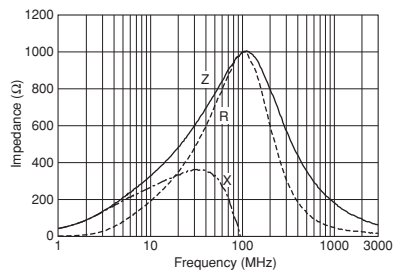
Impedance-Frequency Characteristics

BLM18TG601TN1



Impedance-Frequency Characteristics

BLM18TG102TN1



Caution/Notice

Caution (Rating)

Do not use products beyond the rated current as this may create excessive heat and deteriorate the insulation resistance.

Notice

Solderability of Tin plating termination chip might be deteriorated when low temperature soldering profile where peak solder temperature is below the Tin melting point is used. Please confirm the solderability of Tin plating termination chip before use.

● This data sheet is applied for CHIP FERRITE BEAD used for General Electronics equipment for your design.

Note:

1. This datasheet is downloaded from the website of Murata Manufacturing co., ltd. Therefore, it's specifications are subject to change or our products in it may be discontinued without advance notice. Please check with our sales representatives or product engineers before ordering.
2. This datasheet has only typical specifications because there is no space for detailed specifications. Therefore, please approve our product specifications or transact the approval sheet for product specifications before ordering.