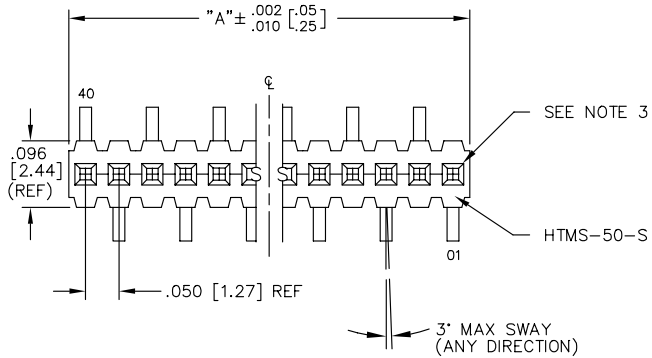
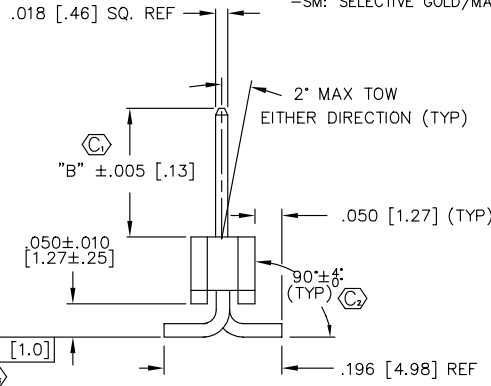
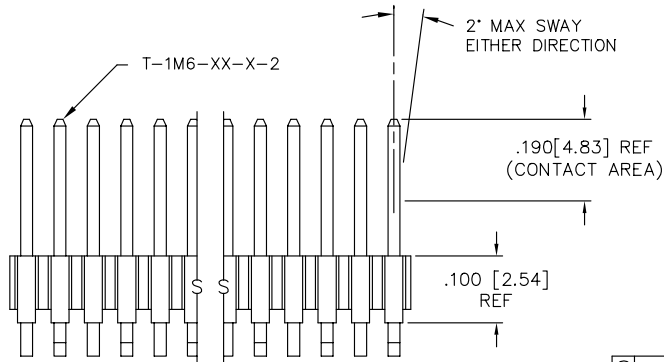


REVISION V



\* PIN ALIGNMENT REFERENCE TO -S-SM OPTION ONLY  
SEE NOTE 5

DO NOT SCALE FROM THIS PRINT



DIMENSIONS ARE IN INCHES		UNLESS OTHERWISE NOTED	TOLERANCES ARE:	TITLE:	DWG NO:
ONE PLACE DECIMALS ± .1 [2.5]	THREE PLACE DECIMALS ± .005 [0.13]		ANGLES ± 2°	HI-TEMP TERMINAL MICRO-STRIP(SINGLE ROW)	FTR-1XX-XX-X-S-XX-XX
TWO PLACE DECIMALS ± .01 [0.25]	FOUR PLACE DECIMALS ± .0020 [0.051]				SHEET 1 OF 1

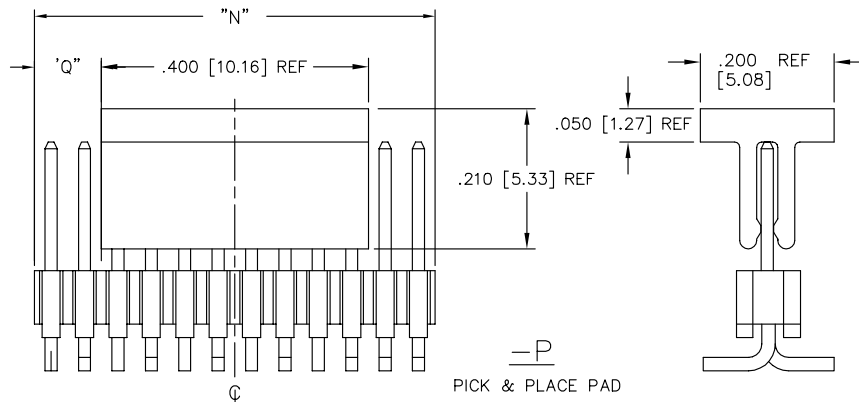
FTR-1XX-XX-X-S-XX-XX

- BODY LENGTH SPEC EXPRESSED IN # POS PER ROW (-02 THRU -40)  
"A" = 'XX' x .050 [1.27]
- LEAD STYLE SPEC SEE TABLE 1
- PLATING SPECIFICATION  
 -G: GOLD (USE T-1M6-XX-G-2)  
 -T: TIN (USE T-1M6-XX-T-2)  
 -S: SELECTIVE GOLD (USE T-1M6-XX-S-2)  
 -F: FLASH SELECTIVE GOLD (USE T-1M6-XX-F-2) (LEAD STYLE SPEC -01 ONLY)  
 -TM: TIN MATTE (USE T-1M6-XX-TM-2)  
 -FM: FLASH SELECTIVE GOLD/MATTE TIN TAIL (USE T-1M6-XX-FM-2)  
 -SM: SELECTIVE GOLD/MATTE TIN TAIL (USE T-1M6-XX-SM-2)
- OPTION  
 -P: PICK & PLACE PAD (USE PPP-11)  
 -TR: TAPE & REEL
- OPTION  
 -POLARIZING SPECIFICATION (XX INDICATES POS. TO BE OMITTED)
- BODY SPECIFICATION  
 -S: SINGLE (USE HTMS-50-S)

- NOTES:
- MAX ALLOWABLE BOW: .005 INCH/INCH.
  - TERMINAL PUSHOUT FORCE: 2 lbs. MIN.
  - MAX PIN ROTATION IN BODY: 2°.
  - SHEAR TAIL TO DIMENSION GIVEN.
  - NOTE DELETED.
  - ⊙ REPRESENTS A CRITICAL PROCESS DIMENSION FOR STATISTICAL PROCESS CONTROL USE.
  - TUBE POSITIONS -05 THRU -50 ONLY FOR THIS LEAD STYLE.
  - .003 [0.08] MAX BURR
  - CUT FLASH: .010 [0.25] MAX

AVAILABLE ON 8 - 40 POSITION ONLY

"N" = USE MEASURED DIMENSION  
 "Q" = {("N" - .400 [10.16]) / 2} ± .020 [0.51]



**PROPRIETARY NOTE**  
 THIS DOCUMENT CONTAINS INFORMATION CONFIDENTIAL AND PROPRIETARY TO SAMTEC INC. AND SHALL NOT BE REPRODUCED OR TRANSFERRED TO OTHER DOCUMENTS OR DISCLOSED TO OTHERS OR USED FOR ANY PURPOSE OTHER THAN THAT FOR WHICH IT WAS OBTAINED WITHOUT THE EXPRESSED WRITTEN CONSENT OF SAMTEC INC.

TABLE 1

LEAD STYLE	TERMINAL SPEC.	'b'	TUBE (SEE NOTE 7)	PLUG
-01	T-1M6-13-X-2	.230 [5.84]	PT-1-24-02-29	TP-24
-01 (W/PAD OPTION)	T-1M6-13-X-2	.230 [5.84]	PT-1-24-05-29	TP-03
-02	T-1M6-04-X-2	.100 [2.54]	PT-1-24-02-29	TP-24
-02 (W/PAD OPTION)	T-1M6-04-X-2	.100 [2.54]	PT-1-24-05-29	TP-03
-03 (W/PAD OPTION)	T-1M6-04-X-2	.125 [3.18]	PT-1-24-04-15	TP-09
-03 (NO OPTIONS)	T-1M6-04-X-2	.125 [3.18]	PT-1-24-02-29	TP-24
-21	N/A	.230 [5.84]	N/A	N/A
-51	T-1M6-13-X-2	.190 [4.83]	PT-1-24-02-29	TP-24
-52	T-1M6-13-X-2	.205 [5.21]	PT-1-24-13-29	TP-24
-52 (W/PAD OPTION)	T-1M6-13-X-2	.205 [5.21]	PT-1-24-05-29	TP-03
-53	T-1M6-05-X-2	.285 [7.24]	PT-1-24-02-29	TP-24
-54	T-1M6-15-X-2	.335 [8.51]	PT-1-24-13-29	TP-24
-55	T-1M6-16-X-2	.390 [9.91]	PT-1-24-10-29	TP-24
-56	T-1M6-16-X-2	.405 [10.29]	PT-1-24-10-29	TP-24
-57	T-1M6-16-X-2	.430 [10.91]	PT-1-24-10-29	TP-24
-58	N/A	.485 [12.32]	N/A	N/A
-59	N/A	.535 [13.59]	N/A	N/A
-60	N/A	.605 [15.37]	N/A	N/A

\* REF FOR PIN LENGTH

TABLE 2

LENGTH	"L"
-04	.505 [12.83]
-05	.705 [17.91]
-13	.625 [15.88]
-15	.755 [19.18]
-16	.825 [20.96]

MATERIAL:  
 BODY:  
 LIQUID CRYSTAL POLYMER  
 COLOR: BLACK

TERMINAL:  
 PHOS BRONZE  
 MAX FLASH ALLOWED:  
 .004 [0.10]  
 MAX GATE VESTIGE ALLOWED: .002 [0.05]

**samtec**

520 PARK EAST BLVD. NEW ALBANY, INDIANA 47151-1147  
 PHONE (812) 944-6733 P.O. BOX 1147  
 CODE 55322

MADE BY:  
 BRATCHER 7-10-95 FTR-1XX-XX-X-S-XX-XX  
 SHEET 1 OF 1