DIMENSIONS

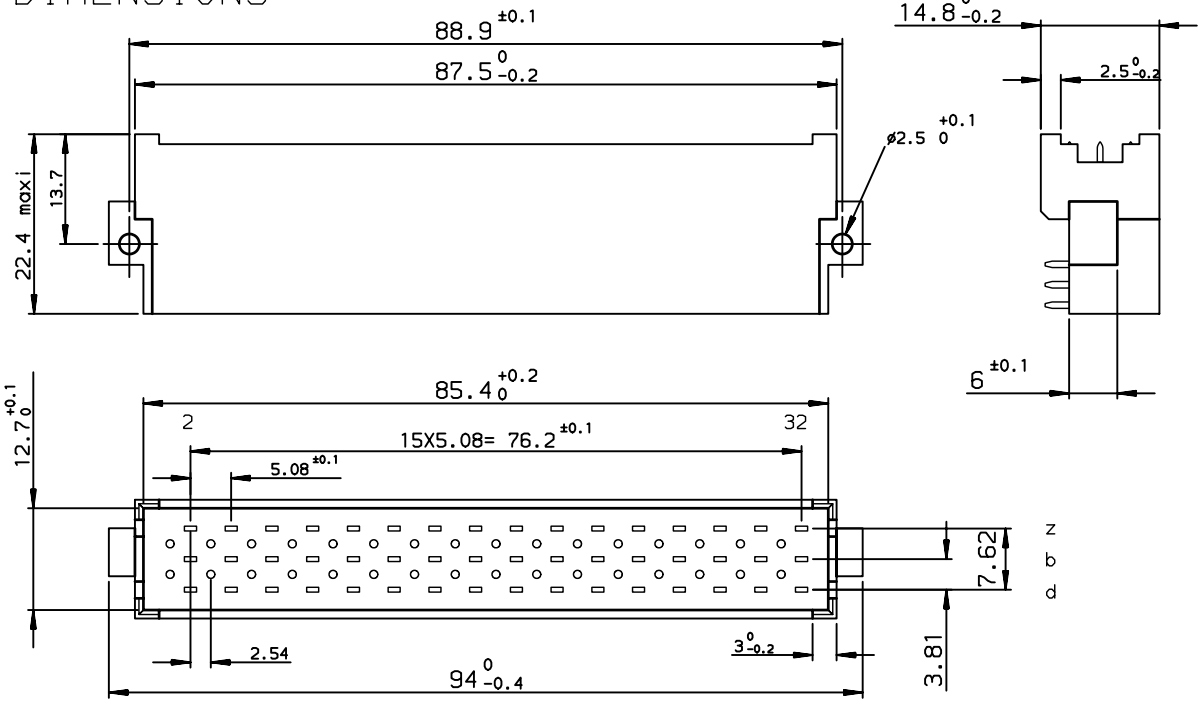

ELECTRICAL DATA

-Current at AMB.	5.5 A at 20° / 4 A at 70°
-Contact resistance	≤15mΩ according to DIN 41640 Teil 4 test 2a
-Insulation resistance	≥10^6 MΩ according to DIN 41640 teil 7 test 3a
-TEST VOLTAGE	according to DIN 41640 teil 21
contact/contact	1550 V
contact/ground	2500 V

MECHANICAL DATA

-Insertion force	≤75N
-Mechanical endurance	400 matings unmatings according to DIN41640 teil 21
-Material insulator	Polycarbonate UL94V1
-Material contacts	Bronze
-Finishing contact surface	Gold over nickel
-Finishing termination	Tin lead
-Schock	≤30mΩ according to DIN 41640 Teil 14 test 6c
-Vibration	10-500Hz/5g according to DIN 41640 Teil 15

ENVIRONMENTAL DATA

-Climatic category	According to DIN 41612 - class 2
-Corrosion	According to DIN 41612 - class 2

FMLB cts in positions 26d,26b,26z,28d,28b,28z, 2d,2b,2z,32d and 32z .

Without cts in positions 4z,4b,4d,8z,8b,8d,12z,12b and 12d .

PERFORMANCES AS PER DIN 41612 STYLE F CLASS 2

P.C. CARD DRILLING

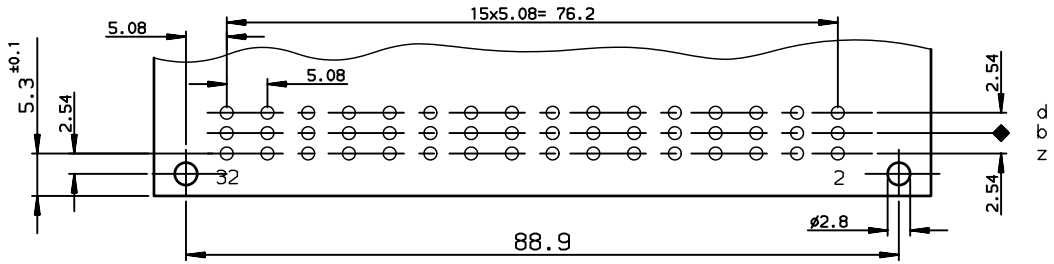

NOTE RoHS INFORMATION

- The "LF" products meet European Union Directives and other country regulations as described in GS-22-008.
- The housing will whistand exposure to 260°C peak temperature for 3.5 seconds in a wave solder application with a 1.6mm minimum thick circuit board.
- For the right angled versions , like the current leaded versions, it's recommended to use high temperature adhesive or metallic device, to protect the nearlest plastic part in contact with of the solder wave, to avoid any visual plastic deterioration.

STANDARD PART-NUMBER	LEAD-FREE PART-NUMBER
5159009396354111393	5159009396354AALLF

TERMINATION

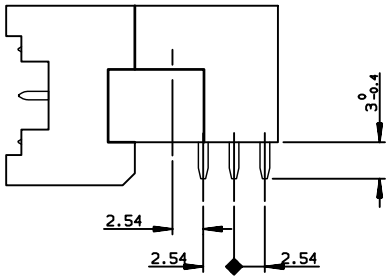

rev	ecn no	dr	date
B	-	SJO	2002/09/05
C	LS06-0089	LGO	2006/06/07
-	-	-	-
-	-	-	-
-	-	-	-
-	-	-	-
-	-	-	-

European Views

www.fciconnect.com			surface ISO 1302	tolerance std ISO 406 ISO 1101		projection	mm
			TOLERANCES UNLESS OTHERWISE SPECIFIED				
Dr	JOUBERT	02/09/02	ANGULAR	LINEAR	0.X ±0.1	size A3	Scale 1.5:1
Eng	GOISNARD	02/09/02			0.XX ±0.1		
Chr	LEGARE	02/09/02	0.XX° ±2°		0.XXX ±0.1	ECN	LS06-0089
Appr	LEGARE	02/09/02	Product family		DIN POWER	Spec ref	-

title: MALE CONNECTOR 3 ROW
RIGHT ANGLED 39 CONTACTS

dwg no: C01-5159-0081 Rev. C

catalog no -

CUSTOMER sheet 1 of 1

Copyright FCI.

REV F - 2006-04-17

PDM: Rev:C STATUS: Released Printed: Jun 17, 2006