

## Mounting Accessories For Wirewound Resistors Equipped with B Bands Suitable for RW - RA Models



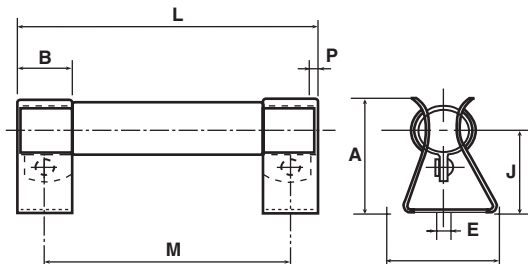
### FEATURES

- These flexible clips, of special alloy, provide effective protection against corrosion and extreme working temperatures.
- The stainless steel clip-tightener SC increases fixing stability and improves electrical contact.
- The PC clip-holders are ceramic blocks drilled with 3 threaded holes and guarantee an insulation voltage greater than 10 000 V<sub>RMS</sub>.
- They can be fitted with 6 types of clip and are supplied unassembled, with a packet containing connecting lugs, screws, washers and rubber wedges.

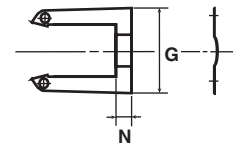


### DIMENSIONS in millimeters

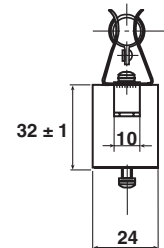
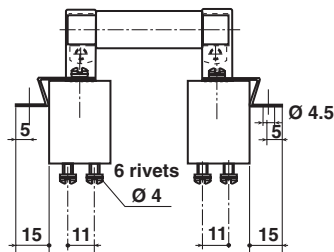
#### CL CLIPS



#### SC CLIP-TIGHTNERS



#### PC CLIP-HOLDERS



MODEL	STYLE	TYPE	A	B ± 0.5	D	E ± 0.2	J ± 1	L -0 -4	M -0 -4	P ± 0.3	WEIGHT IN g
RW	10 x 50	CL 10	25	10.5	16	4.2	18	57	46.5	2.6	5
RA RW	13 x 70	CL 13	30	12.5	18	4.2	24	76	63.5	2	6
RA RW	16 x 94	CL 16	36	14	23	4.2	25	101	87	2.5	10
RA RW	20 x 117	CL 20	43	16	27	4.2	28	123	107	2	13
RA	25 x 138	CL 25	46	17	32	4.2	32	144	127	2	20
RA	25 x 168	CL 25	46	17	32	4.2	32	174	157	2	20
RA	30 x 250	CL 30	51	20	38	5.2	38	258	238	2.5	25



Mounting Accessories For Wirewound Resistors Equipped with B Bands Suitable for RW - RA Models Vishay Sfernice

<b>DIMENSIONS</b> in millimeters					
MODEL	STYLE	TYPE	G	N ± 0.2	WEIGHT IN g
RW	10 x 50	SC 10	18 ± 1	4	0.6
RA RW	13 x 70	SC 13	25 ± 1	5	1.2
RA RW	16 x 94	SC 16	25 ± 1	5	1.2
RA RW	20 x 117	SC 20	29 ± 1	5.5	1.5
RA	25 x 138	SC 25	35 ± 1.5	6	2.2
RA	25 x 168	SC 25	35 ± 1.5	6	2.2
RA	30 x 250	SC 30	41 ± 1.5	7	3.5

<b>ORDERING INFORMATION</b>					
	MODEL	TYPE	SPECIAL	PAIR	LEAD (Pb)-FREE
For special "electrical traction" resistors (SNCF), quote:	CL = CLIP	10	XXX	...	e
	CL: BB1				
	PC: BA9				

**Note**

- Clips are sold in pairs

<b>SAP PART NUMBERING GUIDELINES</b>		
ACCRF	CL	10
MODEL	STYLE	TYPE



## Disclaimer

ALL PRODUCT, PRODUCT SPECIFICATIONS AND DATA ARE SUBJECT TO CHANGE WITHOUT NOTICE TO IMPROVE RELIABILITY, FUNCTION OR DESIGN OR OTHERWISE.

Vishay Intertechnology, Inc., its affiliates, agents, and employees, and all persons acting on its or their behalf (collectively, "Vishay"), disclaim any and all liability for any errors, inaccuracies or incompleteness contained in any datasheet or in any other disclosure relating to any product.

Vishay makes no warranty, representation or guarantee regarding the suitability of the products for any particular purpose or the continuing production of any product. To the maximum extent permitted by applicable law, Vishay disclaims (i) any and all liability arising out of the application or use of any product, (ii) any and all liability, including without limitation special, consequential or incidental damages, and (iii) any and all implied warranties, including warranties of fitness for particular purpose, non-infringement and merchantability.

Statements regarding the suitability of products for certain types of applications are based on Vishay's knowledge of typical requirements that are often placed on Vishay products in generic applications. Such statements are not binding statements about the suitability of products for a particular application. It is the customer's responsibility to validate that a particular product with the properties described in the product specification is suitable for use in a particular application. Parameters provided in datasheets and/or specifications may vary in different applications and performance may vary over time. All operating parameters, including typical parameters, must be validated for each customer application by the customer's technical experts. Product specifications do not expand or otherwise modify Vishay's terms and conditions of purchase, including but not limited to the warranty expressed therein.

Except as expressly indicated in writing, Vishay products are not designed for use in medical, life-saving, or life-sustaining applications or for any other application in which the failure of the Vishay product could result in personal injury or death. Customers using or selling Vishay products not expressly indicated for use in such applications do so at their own risk. Please contact authorized Vishay personnel to obtain written terms and conditions regarding products designed for such applications.

No license, express or implied, by estoppel or otherwise, to any intellectual property rights is granted by this document or by any conduct of Vishay. Product names and markings noted herein may be trademarks of their respective owners.

## Material Category Policy

**Vishay Intertechnology, Inc. hereby certifies that all its products that are identified as RoHS-Compliant fulfill the definitions and restrictions defined under Directive 2011/65/EU of The European Parliament and of the Council of June 8, 2011 on the restriction of the use of certain hazardous substances in electrical and electronic equipment (EEE) - recast, unless otherwise specified as non-compliant.**

**Please note that some Vishay documentation may still make reference to RoHS Directive 2002/95/EC. We confirm that all the products identified as being compliant to Directive 2002/95/EC conform to Directive 2011/65/EU.**

**Vishay Intertechnology, Inc. hereby certifies that all its products that are identified as Halogen-Free follow Halogen-Free requirements as per JEDEC JS709A standards. Please note that some Vishay documentation may still make reference to the IEC 61249-2-21 definition. We confirm that all the products identified as being compliant to IEC 61249-2-21 conform to JEDEC JS709A standards.**