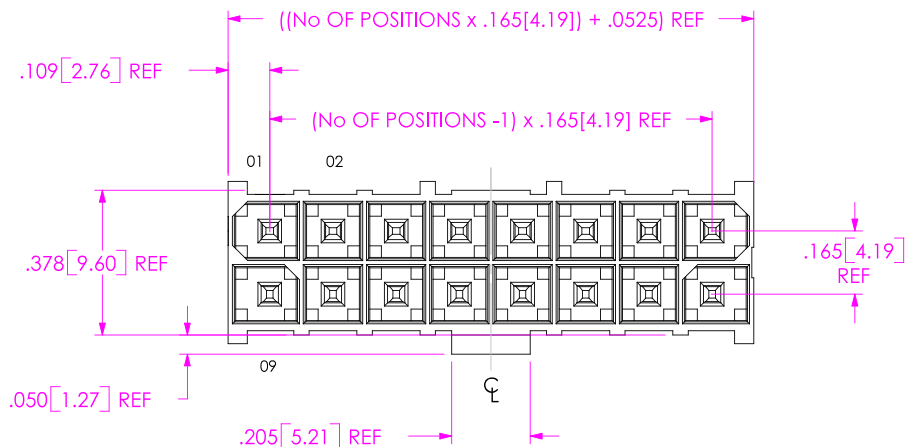


DO NOT SCALE FROM THIS PRINT

IPBT-1XX-XX-X-D-XX



No OF POSITIONS
 -02 THRU -15
 (PER ROW)

OPTION
 -RA: RIGHT ANGLE (SEE FIG. 2, SHT 2)
 [STYLE -H2 NOT AVAILABLE]
 -GP: GUIDE POSTS (USE IPBT-XX-D-GP,
 SEE FIG. 4, SHT 3)

LEAD STYLE
 -H1: HIGH POWER, THRU HOLE
 (USE T-1S55-XX-X-2)
 -H2: HIGH POWER, SURFACE MOUNT
 (USE T-1S55-XX-X-2)

ROW SPECIFICATION
 -D: DOUBLE (USE IPBT-XX-D)

PLATING SPECIFICATION
 -T: TIN (USE T-1S55-XX-T-2)

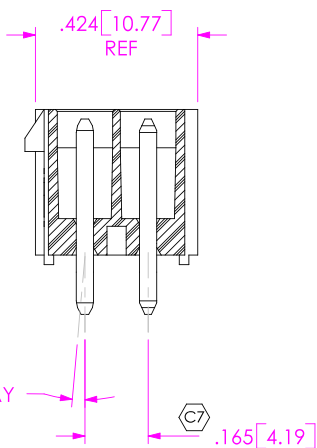
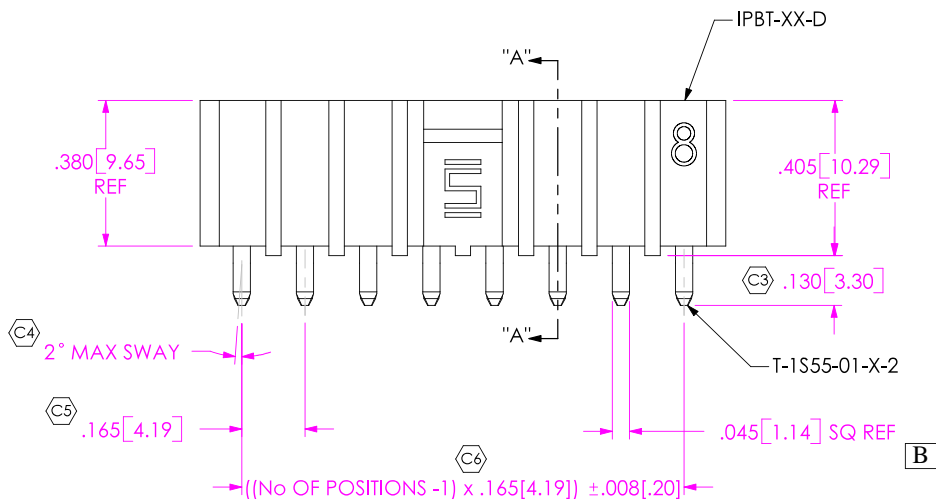


FIG. 1
 IPBT-108-H1-X-D SHOWN

TABLE 1					
LEAD STYLE	BODY	TERMINAL 1	OAL REF	TERMINAL 2	OAL REF
-H1	IPBT-XX-D	T-1S55-01-X-2	.5100	N/A	N/A
-H2	IPBT-XX-D	T-1S55-02-X-2	.6071	N/A	N/A
-H1-RA	IPBT-XX-D	T-1S55-03-X-2	.6861	T-1S55-04-X-2	1.0681
-H1-RA-GP	IPBT-XX-D-GP	T-1S55-03-X-2	.6861	T-1S55-04-X-2	1.0681
-H1-GP	IPBT-XX-D-GP	T-1S55-01-X-2	.5100	N/A	N/A

NOTES:

1. C REPRESENTS A CRITICAL DIMENSION.
2. COPLANARITY (FOR SURFACE MOUNT): SEE TABLE 1.
3. BURR ALLOWANCE: .0015[.038] MAX.
4. MINIMUM TERMINAL RETENTION: 1 LB.
5. MAXIMUM ALLOWABLE BOW: .002[.05] INCH/INCH AFTER ASSEMBLY.
6. PARTS TO BE MOLDED TO POSITION.
7. POST MUST BE WITHIN .005[.13] OF EACH OTHER.
8. ALL PIN TO PIN DIMENSIONS TO BE MEASURED FROM TIP TO TIP.

UNLESS OTHERWISE SPECIFIED,
 DIMENSIONS ARE IN INCHES.
 TOLERANCES ARE:
 DECIMALS ANGLES
 .XX: $\pm .01[.3]$ $\pm 2^\circ$
 .XXX: $\pm .005[.13]$
 .XXXX: $\pm .0020[.051]$

PROPRIETARY NOTE

THIS DOCUMENT CONTAINS INFORMATION
 CONFIDENTIAL AND PROPRIETARY TO
 SAMTEC, INC. AND SHALL NOT BE REPRODUCED
 OR TRANSFERRED TO OTHER DOCUMENTS OR
 DISCLOSED TO OTHERS OR USED FOR ANY
 PURPOSE OTHER THAN THAT WHICH IT WAS
 OBTAINED WITHOUT THE EXPRESSED WRITTEN
 CONSENT OF SAMTEC, INC.

SAMTEC

520 PARK EAST BLVD, NEW ALBANY, IN 47150
 PHONE: 812.944.6733 FAX: 812.948.5047
 e-Mail: INFO@SAMTEC.COM CODE: 55322

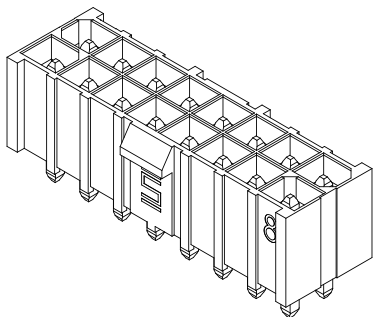
MATERIAL: DO NOT SCALE DRAWING
 INSULATOR: LCP, COLOR: BLACK
 TERMINAL: HIGH COPPER ALLOY

SHEET SCALE: 2:1

DESCRIPTION:
 .165 DOUBLE ROW TERMINAL ASSEMBLY

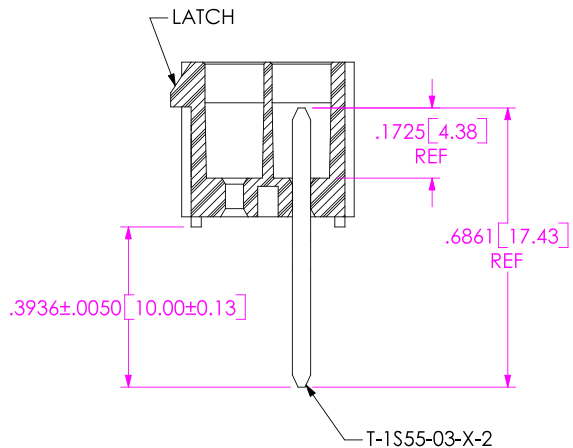
DWG. NO. **IPBT-1XX-XX-X-D-XX**

BY: DEAN P 7/27/2001 SHEET 1 OF 3

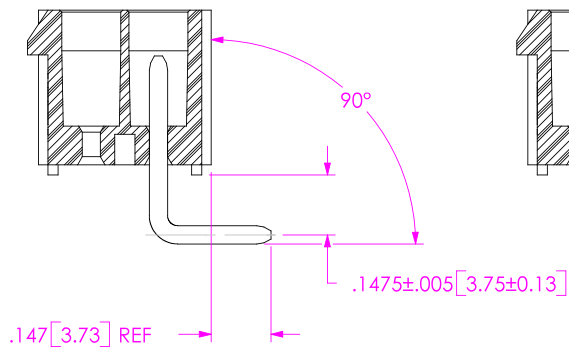


-RA: RIGHT ANGLE IN-PROCESS VIEWS

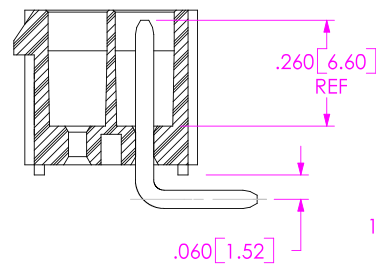
IN-PROCESS 1



IN-PROCESS 2



IN-PROCESS 3



IN-PROCESS 4

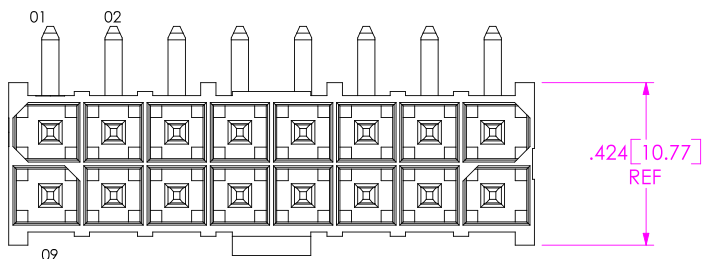
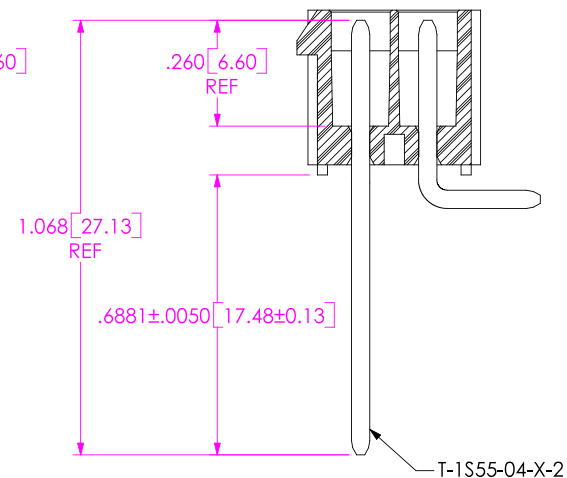
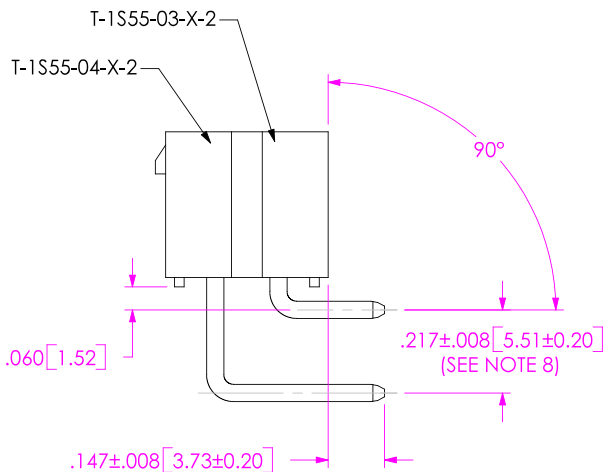
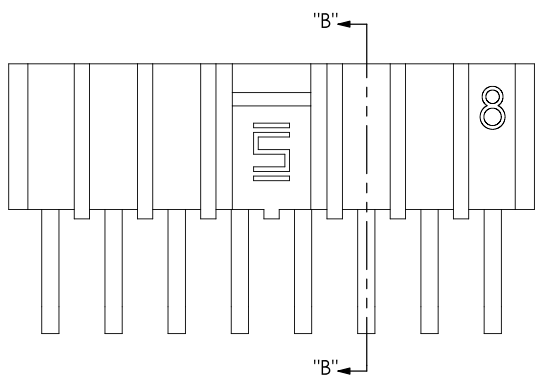


FIG. 2
-RA: RIGHT ANGLE
IPBT-108-H1-X-D-RA SHOWN
[DIFFERENT AS SHOWN, OTHERWISE SAME AS FIG. 1]
(STYLE -H2 NOT AVAILABLE)



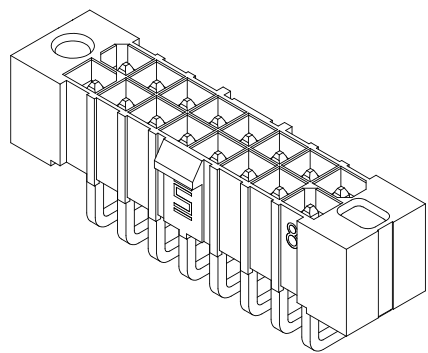
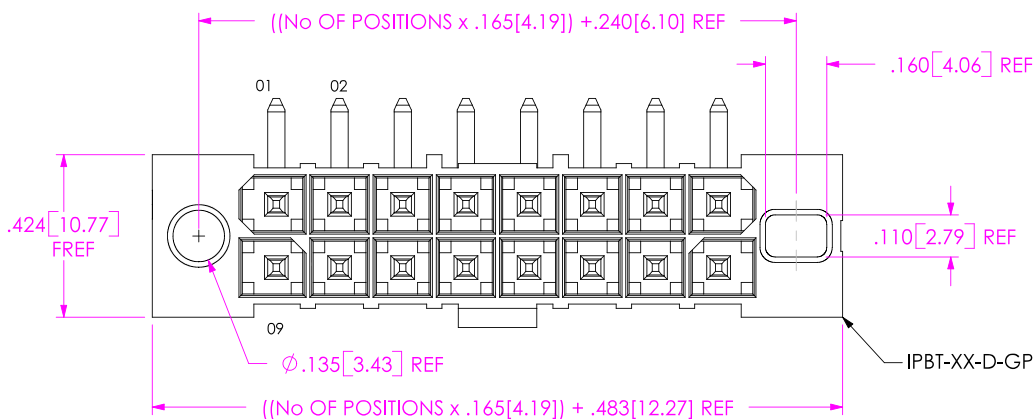
SECTION "B"- "B"



<p>PROPRIETARY NOTE THIS DOCUMENT CONTAINS INFORMATION CONFIDENTIAL AND PROPRIETARY TO SAMTEC, INC. AND SHALL NOT BE REPRODUCED OR TRANSFERRED TO OTHER DOCUMENTS OR DISCLOSED TO OTHERS OR USED FOR ANY PURPOSE OTHER THAN THAT WHICH IT WAS OBTAINED WITHOUT THE EXPRESSED WRITTEN CONSENT OF SAMTEC, INC.</p> <p>DO NOT SCALE DRAWING</p> <p>SHEET SCALE: 2:1</p>	<p>F:\DWG\MISC\MKTG\IPBT-1XX-XX-X-D-XX-MKT.SLDDRW</p> <p>SAMTEC 520 PARK EAST BLVD, NEW ALBANY, IN 47150 PHONE: 812.944.6733 FAX: 812.948.5047 e-Mail: INFO@SAMTEC.COM CODE: 55322</p>	
	<p>DESCRIPTION: .165 DOUBLE ROW TERMINAL ASSEMBLY</p> <p>DWG. NO. IPBT-1XX-XX-X-D-XX</p>	
<p>BY: DEAN P 7/27/2001</p>		<p>SHEET 2 OF 3</p>

FIG. 4

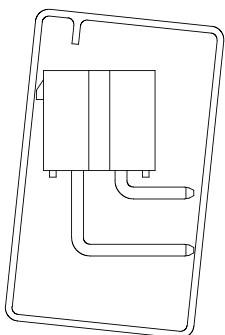
-GP: GUIDE POSTS
 IPBT-108-H1-X-D-RA-GP SHOWN
 [DIFFERENT AS SHOWN, OTHERWISE SAME AS FIG. 1, 2 OR 3]
 (AVAILABLE WITH THROUGH HOLE, SURFACE MOUNT & -RA OPTION)



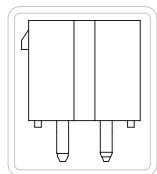
PACKAGING VIEW

[PARTS TO HAVE POSITION #1 LOADED IN SAME DIRECTION AS ARROW ON TUBE]

RIGHT ANGLE

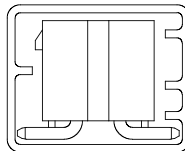


THROUGH HOLE



TUBE: PT-1-24-01-112
 PLUG: TP-28

SURFACE MOUNT



TUBE: PT-1-24-01-110
 PLUG: TP-13

B

TUBE: PT-1-24-01-131
 PLUG: TP-26 (2 EACH END)

FIG. 3

STYLE -H2: SURFACE MOUNT
 IPBT-108-H2-X-D SHOWN
 [DIFFERENT AS SHOWN, OTHERWISE SAME AS FIG. 1]

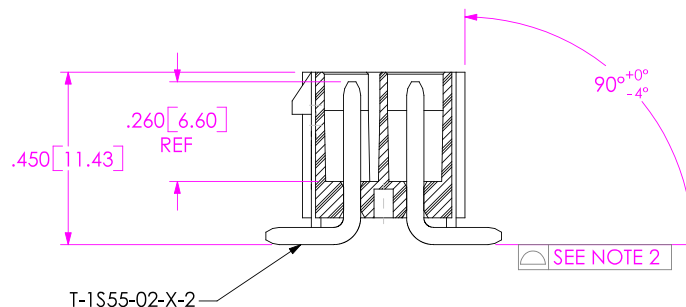
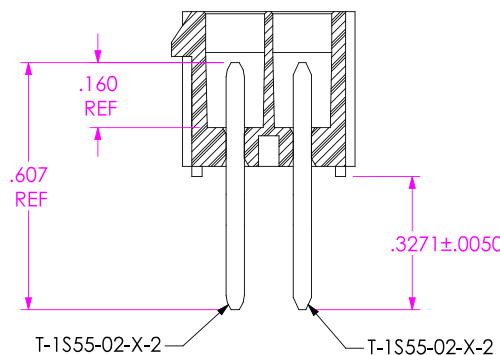


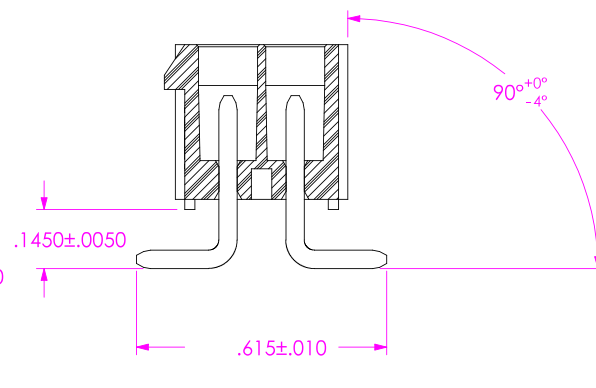
TABLE 2	
No OF POSITIONS	COPLANARITY
-02 THRU -08	.004[.10]
-09 THRU -15	.006[.15]

STYLE -H2: SURFACE MOUNT IN-PROCESS VIEWS

IN-PROCESS 1



IN-PROCESS 2



F:\DWG\MISC\MKTG\IPBT-1XX-XX-X-D-XX-MKT.SLDDRW

PROPRIETARY NOTE

THIS DOCUMENT CONTAINS INFORMATION CONFIDENTIAL AND PROPRIETARY TO SAMTEC, INC. AND SHALL NOT BE REPRODUCED OR TRANSFERRED TO OTHER DOCUMENTS OR DISCLOSED TO OTHERS OR USED FOR ANY PURPOSE OTHER THAN THAT WHICH IT WAS OBTAINED WITHOUT THE EXPRESSED WRITTEN CONSENT OF SAMTEC, INC.

DO NOT SCALE DRAWING

SHEET SCALE: 2.125:1

SAMTEC

520 PARK EAST BLVD, NEW ALBANY, IN 47150
 PHONE: 812.944.6733 FAX: 812.948.5047
 e-Mail: INFO@SAMTEC.COM CODE: 55322

DESCRIPTION: .165 DOUBLE ROW TERMINAL ASSEMBLY

DWG. NO. **IPBT-1XX-XX-X-D-XX**

BY: DEAN P 7/27/2001 SHEET 3 OF 3