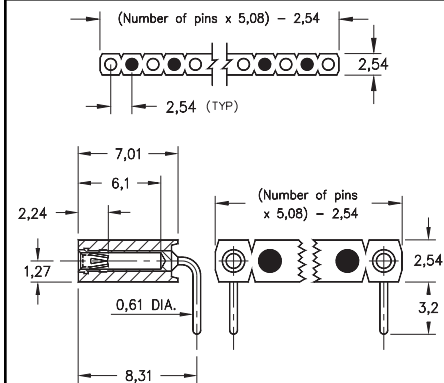



**Fig. 1**

- Series 800 selectively loaded headers use MM #5005 pins. See page 182 for details.
- Series 801 selectively loaded sockets use MM #1303, #1304 and #1305 pins. See pages 148, 149 & 150 for details.
- Series 801 selectively loaded sockets use Hi-Rel, 6-finger BeCu #47 contacts rated at 3 amps. See page 221 for details.
- Insulators are high temp. thermoplastic, suitable for all soldering operations.



**Fig. 2**

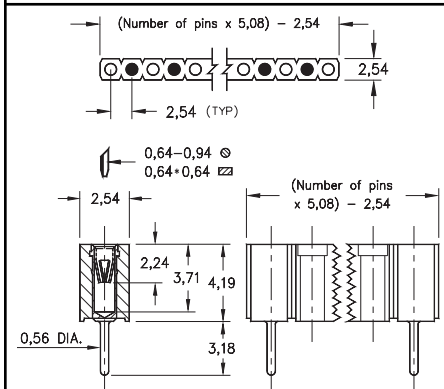
**Ordering Information**

**Fig. 1**

<b>Series 800...20-201</b>	<b>Right Angle Header</b>
800-10-0_ _ -20-201000	
<b>Specify # of pins</b>	└─> 02-32

*For Electrical, Mechanical & Environmental Data, See pg. 4*

*For RoHS compliance select ◊ plating code.*



**Fig. 3**

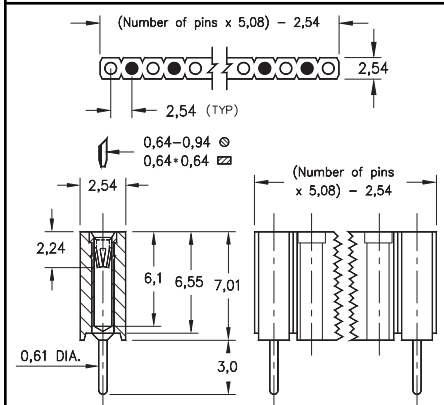
PLATING CODE =	10 ◊			
Pin Plating	0,25µm Au			

**Fig. 2**

<b>Series 801...20-201</b>	<b>Right Angle Socket</b>
801-43-0_ _ -20-201000	
<b>Specify # of pins</b>	└─> 02-25

**Fig. 3**

<b>Series 801...20-212</b>	<b>Straight Socket</b>
801-43-0_ _ -10-212000	
<b>Specify # of pins</b>	└─> 02-18



**Fig. 4**

*For Electrical, Mechanical & Environmental Data, See pg. 4*

*For RoHS compliance select ◊ plating code.*

PLATING CODE =					43 ◊	
Sleeve (Pin)					5,08µm Sn	
Contact (Clip)					0,76µm Au	