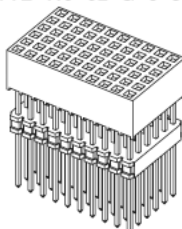
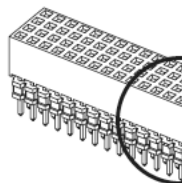




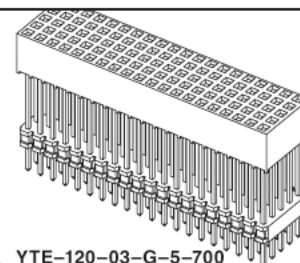
YTE-110-02-G-6-500



YTE-114-03-M-Q-368



YTE-120-03-G-5-700



2mm HI-DENSITY SOCKET YTE SERIES

SPECIFICATIONS

For complete specifications see www.samtec.com?YTE

Insulator Material:
Black Liquid Crystal Polymer



Contact Material:
Phosphor Bronze

Current Rating:
3A @ 80°C ambient

Operating Temp Range:
-55°C to +105°C

Plating:
Sn or Au over

50µ" (1,27µm) Ni

Contact Resistance:
10 mΩ max

Insertion Depth:
(2,62mm) .103" to

(5,03mm) .198" with

(0,38mm) .015" wipe

Max Cycles:
100 with 10µ" (0,25µm) Au

Insertion Force:
(Single contact only)

1.8oz (0,50N) avg

Withdrawal Force:
(Single contact only)

1.0oz (0,28N) avg

RoHS Compliant:
Yes

Processing:
Max Processing Temp:

230°C for 60 seconds

Lead-Free Solderable:
Wave only

RoHS Compliant:
Yes

Processing:
Max Processing Temp:

230°C for 60 seconds

Lead-Free Solderable:
Wave only

RoHS Compliant:
Yes

Processing:
Max Processing Temp:

230°C for 60 seconds


Lead-Free Solderable:
Wave only

Note:
This Series is non-standard, non-returnable.

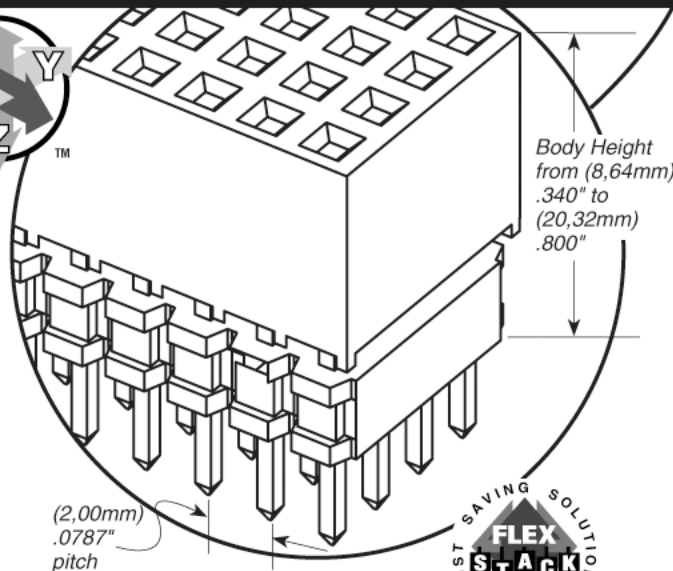
Mates with:
YTT, YTW, YTE



ALSO AVAILABLE



Paste In Hole (PIH) processing.
(Not recommended for self-nesting.)
Contact Samtec ASP Group.



YTE - 1 NO. PINS PER ROW - LEAD STYLE - PLATING OPTION - ROW OPTION - BODY HEIGHT - OTHER OPTION

02 thru 50

Specify LEAD STYLE from chart

-G
= 20µ" (0,51µm) Gold (Recommended for self-nesting)

-M
= 20µ" (0,51µm) Gold on contact, Tin on tail

-L
= 10µ" (0,25µm) Gold on contact, Tin on tail

-F
= Gold flash on contact, Tin on tail

- "XXX"
= Body Height (in inches) (8,64mm) .340" min. for -Q (9,53mm) .375" min. for -5 & -6

- "XXX"
= Polarized Position (Indicate position number)

-Q
= Quad Row

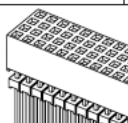
-5
= Five Row

-6
= Six Row

Also Available


PC104+ Sockets

See ESQT-368 Series.




Low Profile

See YTS & YTQ Series.



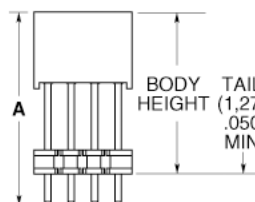
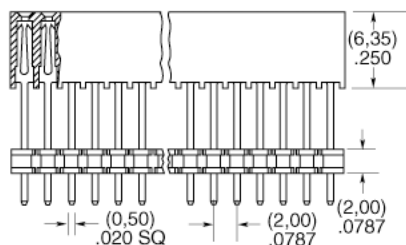
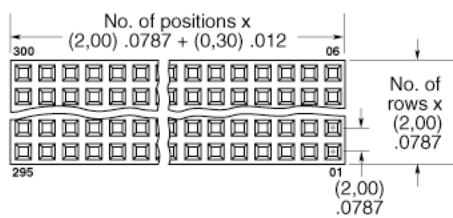
1, 2, & 3 Row

See ESQT Series.



Press Fit

See PTHF Series.



LEAD STYLE	A	MAX TAIL	MAX BODY HEIGHT
-02	(21,59) .850	(13,72) .540	(20,32) .800
-03	(11,63) .458	(3,76) .148	(10,36) .408

Due to technical progress, all designs, specifications and components are subject to change without notice.

WWW.SAMTEC.COM