

# THE CP1 FAMILY

Compact machine controllers



» Fast programming with Function Blocks

» Flexible Ethernet connectivity

» Easy positioning functionality

# Think big... start small!

*Omron's vast experience in the field of industrial automation has resulted in the creation of the right products for your applications, ranging from simple to more complex automation solutions. The CP1 family of programmable controllers provides you with a complete product line-up to automate compact machines and perform any other simple automation tasks, quickly and easily. Programming and operation are consistent with Omron's other modular Programmable controllers. And you are guaranteed the same high quality and reliability that you expect from any Omron product, ensuring that your equipment keeps on giving continuous dependable performance.*

## Scalable solution

The CP1 family is scalable; this means that you can choose the products with the right level of sophistication to meet your automation needs in terms of functionality, flexibility and pricing. Each of the CP1 family models, the CP1E, CP1L and CP1H, offers the functionality required for complete machine control. Benefits include: easy expansion of I/O, fast and versatile communication, and full positioning capabilities via ready-to-use Function Blocks. The CP1 family uses the same instruction set and professional programming software found in Omron's other modular Programmable controllers.



## Answering your needs... precisely

### Fast and versatile communication

Flexible, fast and yet cost-effective communication is essential in today's competitive market. This applies in particular to compact Programmable controllers, which not only need to connect with devices inside the machine, but also outside the machine for operating, data-logging and remote access. With this in mind, Omron has given the CP1 family excellent communication capabilities for both serial and Ethernet networking. In addition, Omron provides flexible and economical option boards for serial communication.

### Flexible Ethernet connectivity

To meet communication needs over different protocols simultaneously and to easily connect for remote access, our latest CP1L Programmable controller features embedded Ethernet with socket services functionality. This offers, among other things, programmable connectivity to third-party devices and makes this outstanding product the best-in-class machine controller on the market.

### Easy positioning functions

The CP1 family is designed to fulfill position control tasks. Up to four axes of servo-drives can be controlled with high-speed pulse outputs, while high-speed pulse inputs can allow the connection of up to four encoders. Control is easily achieved with Function Block or standard functions without the need of specialist motion boards or expansion units. Furthermore, thanks to its fast serial ports, the CP1 family is also capable of performing simple positioning tasks. With the use of Modbus Function Blocks, up to 31 inverters can be controlled and monitored in real-time.



## Easy positioning, quick results


The CP1 family is the perfect choice for any application that requires positioning. Whether for conveyor control, point-to-point position control, or non-interpolated pick-and-place systems, the combination of high-speed pulse outputs, variable speed drive control and position feedback will provide all the functionality that you need for your application.

### Ideal for position control

When simplicity and ease of use are essential, there is no better solution for your position applications than combining the CP1 family with servos and inverters from Omron's extensive range. The SmartStep 2 servo drive is a perfect partner and offers high performance while keeping things simple and cost effective. Omron provides standard functions and Function Blocks for SmartStep 2 and other servo drives to create your application with minimal effort.

### Easy variable speed drive control

Variable speed drive control is made easy within the CP1 family by using the serial port(s) and the Easy Modbus Master feature for high-speed communication. Omron Function Blocks enable you to control and monitor up to 31 inverters in real-time simply by configuration of parameters. With the encoders connected to the high-speed counter inputs, the CP1 is able to calculate the exact position to perform accurate positioning easily and quickly. In addition, in the MX2 inverter series, all simple positioning is handled within the drive itself.



## Saving you time

For many standard functions Omron provide ready-to-use and tested Function Blocks that allow you to reduce your programming and testing time. With Function Blocks you achieve faster, easier and more structured programming that can also increase machine functionality. Ladder programming still remains the easiest language for many people to use, but for more complex mathematical calculations 'Structured Text' (ST) offers greater flexibility. These languages are supported in the CP1L and CP1H. Omron's software is renowned for its ease of use and intuitive style and CX-One is no exception.



## Flexible Ethernet connectivity

### As simple and quick- as USB!

Thanks to the CP1L-EM's or CP1L-EL's Automatic-Connect function, programming over Ethernet is as simple as using USB on the other models in the CP1 family. This means that you don't need to waste time adjusting the Ethernet settings on the PC, but that you can simply plug and connect, just like USB. The Automatic-Connect function connects instantly over a default IP address to the CP1L, saving you valuable set-up time.

### Versatile communication

Omron's CP1L Ethernet models are equipped as standard with Socket Services. This facilitates the easy exchange of data with other Ethernet devices supporting a dedicated protocol. The Socket Services reduce effort and simplify programming and allow Ethernet protocols to be used directly from your Programmable controller program. Ethernet can also be used for applications that require remote access functionality, such as a secure VPN connection with a standard router.

### Omron network



Wireless Ethernet



CP1 Programmable controller



Operate and Monitoring



### Socket Service



Remote access



Data Logging



Modbus/TCP

## More options - greater possibilities!

### More analog I/Os

In addition to the two standard embedded analog inputs, Omron's CP1L with embedded Ethernet also supports three new, optional analog I/O boards. These enable you to add extra analog inputs and outputs, and mixed inputs/outputs at minimum cost and without the need for more cabinet space. With its analog I/O modules, auto-tuning PID function, the CP1 is ideal for accurate process control.



### CP1 family features at a glance

- 10 to 60 I/O base models, expandable to 320 I/O points
- Digital, analog and temperature sensor I/O expansion units
- 4 to 6 High-speed encoder inputs and 2 to 4 high-speed pulse outputs
- Modbus Master feature for easy inverter or temperature control
- Analog I/O option boards and auto-tuning PID for accurate process control
- Optional boards for RS-232/RS-422/485/Ethernet or LCD display
- Ladder diagram, Function Block or Structured Text programming
- Powerful instructions common within Omron's modular Programmable controller series
- USB or Ethernet port – no special cables needed
- No-Battery mode operation – retains the program and data

Note: The functions that are supported depend on the model.

# Maximize efficiency by selecting the optimum CPU unit for your applications



		CP1E											
		E-type					N-type						
		CP1E -E10D_-	CP1E -E14DR-A	CP1E -E20DR-A	CP1E -E30DR-A	CP1E -E40DR-A	CP1E -N14D_-	CP1E -N20D_-	CP1E -NA20D_-	CP1E -N30D_-	CP1E -N40D_-	CP1E -N60D_-	
I/O	Digital Inputs	6	8	12	18	24	8	12	12	18	24	36	
	Digital Outputs	4	6	8	12	16	6	8	8	12	16	24	
	Removable Terminals	No					No						
	Total I/O Capacity	10	14	20	150	160	14	20	140	150	160	180	
	CP1W Expansion Units	No			Yes (3 max.)		No		Yes (3 max.)				
	CJ-Series Special I/O and CPU Bus Units	No					No						
	Interrupt/Quick/Counter Inputs	4	6					6					
	High Speed Counter Inputs	5 (10 kHz max.)	6 (10 kHz max.)					2 (100 kHz max.) and 4 (10 kHz max.)					
	Pulse Outputs (transistor outputs models only)	No					2 axes (100 kHz max.)						
	Analog I/O (embedded)	No					No		2 inputs, 1 output		No		
	Analog Adjuster (0-255)	Yes (2)					Yes (2)						
	External Analog Settings Input (resolution 1/256)	No					No						
Optional boards	Number of boards supported	0					0		1				
	Serial Communications (CP1W-CIF01/11/12)	No					No		Yes				
	Ethernet (CP1W-CIF41)	No					No		Yes				
	LCD Display (CP1W-DAM01)	No					No						
	Analog I/O boards	No					No						
CPU details	Programming port	USB					USB						
	RS-232C port (embedded)	No					Yes (1)						
	Function Blocks support (Ladder diagrams or ST language)	No					No						
	Processing Speed (minimum)	1.19 µs / Basic instruction, 7.9 µs / Special instruction					1.19 µs / Basic instruction, 7.9 µs / Special instruction						
	Program Capacity	2K steps					8K steps						
	Data Memory Capacity	2K words					8K words						
	Memory Cassette (CP1W-ME05M)	No					No						
	Real-Time Clock	No					Yes (with optional battery)						
Battery	No					Optional (CP1W-BAT01)							
7-Segment Display	No					No							
Relay Outputs	AC Power Supply	CP1E -E10DR-A	CP1E -E14DR-A	CP1E -E20DR-A	CP1E -E30DR-A	CP1E -E40DR-A	CP1E -N14DR-A	CP1E -N20DR-A	CP1E -NA20DR-A	CP1E -N30DR-A	CP1E -N40DR-A	CP1E -N60DR-A	
	DC Power Supply	CP1E -E10DR-D	-	-	-	-	CP1E -N14DR-D	CP1E -N20DR-D	-	CP1E -N30DR-D	CP1E -N40DR-D	CP1E -N60DR-D	
Transistor Outputs	Sink Type	AC Power Supply	CP1E -E10DT-A	-	-	-	CP1E -N14DT-A	CP1E -N20DT-A	-	CP1E -N30DT-A	CP1E -N40DT-A	CP1E -N60DT-A	
		DC Power Supply	CP1E -E10DT-D	-	-	-	CP1E -N14DT-D	CP1E -N20DT-D	CP1E -NA20DT-D	CP1E -N30DT-D	CP1E -N40DT-D	CP1E -N60DT-D	
	Source Type	AC Power Supply	CP1E -E10DT1-A	-	-	-	CP1E -N14DT1-A	CP1E -N20DT1-A	-	CP1E -N30DT1-A	CP1E- N14DT1-A	CP1E -N60DT1-A	
		DC Power Supply	CP1E -E10DT1-D	-	-	-	CP1E -N14DT1-D	CP1E -N20DT1-D	CP1E -NA20DT1-D	CP1E -N30DT1-D	CP1E -N40DT1-D	CP1E -N60DT1-D	

Note: This table is a general overview only. For details, refer to the CP1E datasheet (Cat. No. P061), CP1L datasheet (Cat. No. P081) or CP1H datasheet (Cat. No. P080).



CP1L						CP1H						
L-type			M-type			EL-type	EM-type			CP1H		
CP1L -L10D _	CP1L -L14D _	CP1L -L20D _	CP1L -M30D _	CP1L -M40D _	CP1L -M60D _	CP1L -EL20D _	CP1L -EM30D _	CP1L -EM40D _	CP1H -Y20DT-D	CP1H -X40D _	CP1H -XA40D _	
6	8	12	18	24	36	12	18	24	12	24	24	
4	6	8	12	16	24	8	12	16	8	16	16	
No			Yes			No			Yes			
10	54	60	150	160	180	60	150	160	300	320	320	
No		Yes (1 max.)	Yes (3 max.)			Yes (1 max.)		Yes (3 max.)		Yes (7 units or 15 input words / 15 output words max.)		
No						No			Yes (2 max.)			
2	4	6				6			6	8		
4 (100 kHz max.)						4 (100 kHz max.)			2 (100 kHz max.) and 2 Line-driver (1 MHz)		4 (100 kHz max.)	
2 axes (100 kHz max.)						2 axes (100 kHz max.)			2 (100 kHz max.) and 2 Line-driver (1 MHz)		4 axes (100 kHz max.)	
No						2 inputs			No		4 inputs, 2 outputs	
Yes (1)						No			Yes (1)			
Yes (0-10V)						No			Yes (0-10V)			
0	1	2					1	2		2		
No		Yes				Yes			Yes			
No		Yes				No			Yes			
No		Yes				Yes			Yes			
No						Yes			No			
USB						Ethernet			USB			
No						No			No			
Yes						Yes			Yes			
0.55 µs / Basic instruction, 4.1 µs / Special instruction						0.55 µs / Basic instruction, 4.1 µs / Special instruction			0.10 µs / Basic instruction, 0.15 µs / Special instruction			
5K steps			10K steps			5K (+10K FB) steps		10K (+10K FB) steps		20K steps		
10K words			32K words			10K words		32K words		32K words		
Yes						Yes			Yes			
Yes						Yes			Yes			
Yes (CJ1W-BAT01)						Yes (CJ1W-BAT01)			Yes (CJ1W-BAT01)			
No						No			Yes			
CP1L -L10DR-A	CP1L -L14DR-A	CP1L -L20DR-A	CP1L -M30DR-A	CP1L -M40DR-A	CP1L -M60DR-A	-	-	-	-	CP1H -X40DR-A	CP1H -XA40DR-A	
CP1L -L10DR-D	CP1L -L14DR-D	CP1L -L20DR-D	CP1L -M30DR-D	CP1L -M40DR-D	CP1L -M60DR-D	CP1L -EL20DR-D	CP1L -EM30DR-D	CP1L -EM40DR-D	-	-	-	
CP1L -L10DT-A	CP1L -L14DT-A	CP1L -L20DT-A	CP1L -M30DT-A	CP1L -M40DT-A	CP1L -M60DT-A	-	-	-	-	-	-	
CP1L -L10DT-D	CP1L -L14DT-D	CP1L -L20DT-D	CP1L -M30DT-D	CP1L -M40DT-D	CP1L -M60DT-D	CP1L -EL20DT-D	CP1L -EM30DT-D	CP1L -EM40DT-D	CP1H -Y20DT-D	CP1H -X40DT-D	CP1H -XA40DT-D	
-	-	-	-	-	-	-	-	-	-	-	-	
CP1L -L10DT1-D	CP1L -L14DT1-D	CP1L -L20DT1-D	CP1L -M30DT1-D	CP1L -M40DT1-D	CP1L -M60DT1-D	CP1L -EL20DT1-D	CP1L -EM30DT1-D	CP1L -EM40DT1-D	-	CP1H -X40DT1-D	CP1H -XA40DT1-D	

## Expansion units

### Expansion I/O Units




**CP1W-8ED**  
DC inputs: 8

**CP1W-8ER**  
Relay outputs: 8

**CP1W-8ET**  
Transistor outputs (sinking): 8

**CP1W-8ET1**  
Transistor outputs (sourcing): 8



**CP1W-16ER**  
Relay outputs: 16

**CP1W-16ET**  
Transistor outputs (sinking): 16

**CP1W-16ET1**  
Transistor outputs (sourcing): 16

**CP1W-20EDR1**  
DC inputs: 12  
Relay outputs: 8



**CP1W-20EDT**  
DC inputs: 12  
Transistor outputs (sinking): 8

**CP1W-20EDT1**  
DC inputs: 12  
Transistor outputs (sourcing): 8

**CP1W-32ER**  
Relay outputs: 32

**CP1W-32ET**  
Transistor outputs (sinking): 32

**CP1W-32ET1**  
Transistor outputs (sourcing): 32  
**CP1W-40EDR**  
DC inputs: 24  
Relay outputs: 16

**CP1W-40EDT**  
DC inputs: 24  
Transistor outputs (sinking): 16

**CP1W-40EDT1**  
DC inputs: 24  
Transistor outputs (sourcing): 16

### Analog I/O Units



**Analog Input Unit**  
**CP1W-AD041**  
Analog inputs: 4 (resolution: 6,000)

**Analog Output Unit**  
**CP1W-DA021**  
Analog outputs: 2 (resolution: 6,000)  
**CP1W-DA041**  
Analog outputs: 4 (resolution: 6,000)



**Analog I/O Unit**  
**CP1W-MAD11**  
Analog inputs: 2 (resolution: 6,000)  
Analog outputs: 1 (resolution: 6,000)

### Temperature Sensor Unit



**CP1W-TS001**  
Thermocouple inputs: 2  
**CP1W-TS002**  
Thermocouple inputs: 4  
**CP1W-TS101**  
Platinum-resistance thermometer inputs: 2  
**CP1W-TS102**  
Platinum-resistance thermometer inputs: 4

### CompoBus/S I/O Link Unit



**CP1W-SRT21**  
Inputs: 8 bits  
Outputs: 8 bits

### Optional Boards



**CP1W-CIF01**  
RS-232C  
(15 m max.)



**CP1W-CIF11**  
RS-422A/485  
(50 m max.)



**CP1W-CIF12**  
RS-422A/485  
(Isolated-type)  
(500 m max.)



**CP1W-CIF41**  
Ethernet



**CP1W-DAM01**  
Display 4 rows,  
12 characters



**CP1W-ADB21**  
Analog 2 inputs,  
0-10 V, 0-20 mA



**CP1W-DAB21V**  
Analog  
2 outputs, 0-10 V



**CP1W-MAB221**  
Analog 2 inputs  
0-10 V, 0-20 mA &  
2 outputs 0-10 V

### Memory Cassette



**CP1W-ME05M**  
512K words  
(upload/download program)

### Battery Set



**CJ1W-BAT01**  
(for CP1L/CP1H)


**CP1W-BAT01**  
(for CP1E)

### CJ Unit Adapter



**CP1W-EXT01**  
CJ Unit adapter for use with CP1H.  
Includes CJ endplate.

### I/O Connecting Cable



**CP1W-CN811**  
Length: 80 cm

CP1W Expansion Units include I/O Connection Cables (in lengths of approx. 6 cm) for side-by-side connection.

Note: This table is a general overview only. For details, refer to the CP1E datasheet (Cat. No. P061), CP1L datasheet (Cat. No. P081) or CP1H datasheet (Cat. No. P080).



## Software

The CX-One is a comprehensive software package that integrates Support Software for OMRON PLCs and components. CX-One Ver. 4.□ includes CX-Programmer Ver. 9.□.

CX-One Lite is a subset of the complete CX-One package that provides only the Support Software required for micro PLC applications. CX-One Lite Ver. 4.□ includes Micro PLC (the CP1 family) Edition CX-Programmer Ver. 9.□.

Note 1: The CX-One and CX-One Lite cannot be simultaneously installed on the same computer.

Note 2: This section is a general overview only. For details, refer to the CX-One Catalog (No. R134).

		Media	Order code
FA Integrated Tool Package CX-One Ver.4.□	Single user licence*1	DVD*2	CXONE-AL01D-V4
FA Integrated Tool Package CX-One Lite Ver.4.□	Single user licence	CD	CXONE-LT01C-V4

\*1 Multi licenses are available for the CX-One (3, 10, 30, or 50 licenses).

\*2 The CX-One is also available on CD (CXONE-AL□□C-V4).

CX-One supported OS: Windows 7, Windows Vista® or Windows XP (SP3 or higher).  
Except for Windows XP 64-bit version.

## Using CJ-series units and CP1W units with the CP1H

Up to two CJ-series CPU Bus Units or Special I/O Units can be connected.

CJ Unit Adaptor  
CP1W-EXT01

Up to 7 CP1W Expansion Units and Expansion I/O Units can be connected.

CP1W Expansion Units and Expansion I/O Units and CJ Units can be used simultaneously.  
CP1W-CN811 I/O Connecting Cable is required.

## CJ-Series Units for use with CP1H

Description	Unit Name	Model	Description	Unit Name	Model	
Analog I/O and Control Units	Universal Analog Input Unit	CJ1W-AD04U	Motion/Position Control Units	Position Control Units	CJ1W-NC113	
	Analog Input Unit	CJ1W-AD041-V1		CJ1W-NC133		
		CJ1W-AD042		CJ1W-NC213		
		CJ1W-AD081-V1		CJ1W-NC233		
		CJ1W-AD081-V1		CJ1W-NC413		
	Analog Output Unit	CJ1W-DA021		CJ1W-NC433	MECHATROLINK-II Position Control Unit	CJ1W-NC471
		CJ1W-DA041		CJ1W-NCF71		
		CJ1W-DA042V		CJ1W-NCF71-MA		
		CJ1W-DA08V		CJ1W-NC271		
		CJ1W-DA08C		CJ1W-NC471		
	Analog Input/Output Unit	CJ1W-MAD42		MECHATROLINK-II Motion Control Unit	CJ1W-MCH71	
	Universal Analog Input Unit	CJ1W-PH41U			Communication Units	Serial Communication Units
	Process Input Unit	CJ1W-PDC15		CJ1W-SCU22		
	Thermocouple Input Unit	CJ1W-PTS15		CJ1W-SCU31-V1		
		CJ1W-PTS51	CJ1W-SCU32			
	Resistance Thermometer Input Unit	CJ1W-PTS16	CJ1W-SCU41-V1			
		CJ1W-PTS52	CJ1W-SCU42			
		Temperature Control Loops, Thermocouple Unit	CJ1W-TC001	CJ1W-ETN21		
	CJ1W-TC002		CJ1W-EIP21			
	CJ1W-TC003		CJ1W-FLN22			
CJ1W-TC004	CJ1W-SPU01-V2					
Temperature Control Loops, RTD	CJ1W-TC101	CJ1W-DRM21				
	CJ1W-TC102	CJ1W-CRM21				
	CJ1W-TC103	CJ1W-SRM21				
	CJ1W-TC104	CJ1W-CLK23				
Motion/Position Control Units	High Speed Counter Unit	CJ1W-CT021	Control Units	RFID Sensor Controller Unit	CJ1W-V680C11	
		CJ1W-V680C12				
CJ1W-V600C11						
CJ1W-V600C11						
CJ1W-V600C12						

Windows are either registered trademarks or trademarks of Microsoft Corporation in the United States and/or other countries.

Other company names and product names in this document are the trademarks or registered trademarks of their respective companies.



### Warranty and Limitations of Liability

#### WARRANTY

OMRON's exclusive warranty is that the products are free from defects in materials and workmanship for a period of one year (or other period if specified) from date of sale by OMRON. OMRON MAKES NO WARRANTY OR REPRESENTATION, EXPRESS OR IMPLIED, REGARDING NON-INFRINGEMENT, MERCHANTABILITY, OR FITNESS FOR PARTICULAR PURPOSE OF THE PRODUCTS. ANY BUYER OR USER ACKNOWLEDGES THAT THE BUYER OR USER ALONE HAS DETERMINED THAT THE PRODUCTS WILL SUITABLY MEET THE REQUIREMENTS OF THEIR INTENDED USE. OMRON DISCLAIMS ALL OTHER WARRANTIES, EXPRESS OR IMPLIED.

#### LIMITATIONS OF LIABILITY

OMRON SHALL NOT BE RESPONSIBLE FOR SPECIAL, INDIRECT, OR CONSEQUENTIAL DAMAGES, LOSS OF PROFITS OR COMMERCIAL LOSS IN ANY WAY CONNECTED WITH THE PRODUCTS, WHETHER SUCH CLAIM IS BASED ON CONTRACT, WARRANTY, NEGLIGENCE, OR STRICT LIABILITY.

In no event shall the responsibility of OMRON for any act exceed the individual price of the product on which liability is asserted.

IN NO EVENT SHALL OMRON BE RESPONSIBLE FOR WARRANTY, REPAIR, OR OTHER CLAIMS REGARDING THE PRODUCTS UNLESS OMRON'S ANALYSIS CONFIRMS THAT THE PRODUCTS WERE PROPERLY HANDLED, STORED, INSTALLED, AND MAINTAINED AND NOT SUBJECT TO CONTAMINATION, ABUSE, MISUSE, OR INAPPROPRIATE MODIFICATION OR REPAIR.

- The application examples provided in this catalog are for reference only. Check functions and safety of the equipment before use.
- Never use the products for any application requiring special safety requirements, such as nuclear energy control systems, railroad systems, aviation systems, medical equipment, amusement machines, vehicles, safety equipment, or other application involving serious risk to life or property, without ensuring that the system as a whole has been designed to address the risks, and that the OMRON products are properly rated and installed for the intended use within the overall equipment or system.

**Note: Do not use this document to operate the Unit.**

**OMRON Corporation** Industrial Automation Company  
Tokyo, JAPAN

Contact: [www.ia.omron.com](http://www.ia.omron.com)

#### Regional Headquarters

##### OMRON EUROPE B.V.

Wegalaan 67-69-2132 JD Hoofddorp  
The Netherlands  
Tel: (31)2356-81-300/Fax: (31)2356-81-388

##### OMRON ELECTRONICS LLC

One Commerce Drive Schaumburg,  
IL 60173-5302 U.S.A.  
Tel: (1) 847-843-7900/Fax: (1) 847-843-7787

##### OMRON ASIA PACIFIC PTE. LTD.

No. 438A Alexandra Road # 05-05/08 (Lobby 2),  
Alexandra Technopark,  
Singapore 119967  
Tel: (65) 6835-3011/Fax: (65) 6835-2711

##### OMRON (CHINA) CO., LTD.

Room 2211, Bank of China Tower,  
200 Yin Cheng Zhong Road,  
PuDong New Area, Shanghai, 200120, China  
Tel: (86) 21-5037-2222/Fax: (86) 21-5037-2200

Authorized Distributor:

© OMRON Corporation 2009-2012 All Rights Reserved.  
In the interest of product improvement,  
specifications are subject to change without notice.

CSM\_1\_1\_0312

Cat. No. P082-E1-01

0312-(0405)