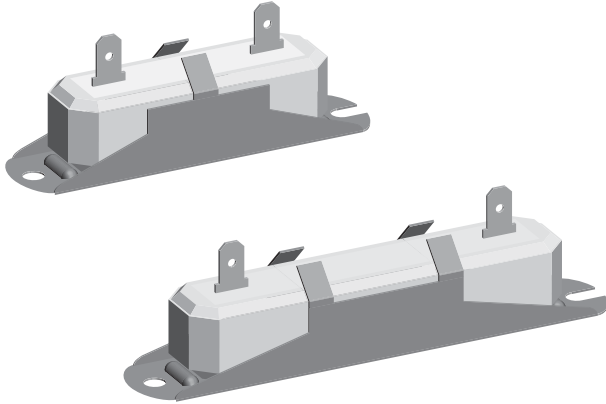


Wirewound Resistors, Special Purpose, Commercial, High Power


FEATURES

- High power/size ratio
- Quick connect terminals
- Complete welded construction
- High surge capability
- Non-inductive styles available
- Special inorganic potting compound and ceramic case provide high thermal conductivity in a fireproof package
- SPR2214 is available with a center terminal option
- Compliant to RoHS Directive 2002/95/EC



RoHS*
COMPLIANT
GREEN
(5-2008)**
Available

STANDARD ELECTRICAL SPECIFICATIONS					
GLOBAL MODEL	HISTORICAL MODEL	POWER RATING $P_{25\text{ }^\circ\text{C}}$ W WITHOUT HEAT SINK	POWER RATING $P_{25\text{ }^\circ\text{C}}$ W WITH HEAT SINK ⁽¹⁾	RESISTANCE RANGE Ω	TOLERANCE \pm %
SPR2213	SPR-2213	40	70	0.5 to 24K	5, 10
SPR2214	SPR-2214	50	100	1.0 to 44K	5, 10

Note

⁽¹⁾ Recommended heat sink is 12" x 12" x 0.125" thick aluminum panel (294 sq. in. surface area)

TECHNICAL SPECIFICATIONS		
PARAMETER	UNIT	SPR2213, SPR2214 RESISTOR CHARACTERISTICS
Temperature Coefficient	ppm/ $^\circ\text{C}$	\pm 30 10 Ω and above; \pm 50 below 10 Ω
Short Time Overload	-	10 x rated power for 5 s
Maximum Working Voltage	V	$(P \times R)^{1/2}$
Operating Temperature Range	$^\circ\text{C}$	- 65 to + 275
Dielectric Withstanding Voltage	V_{AC}	2500

GLOBAL PART NUMBER INFORMATION				
Global Part Numbering example: SPR221375R000JD				
S	P	R	2	2
1	3	7	5	R
0	0	0	J	D
[]	[]			
GLOBAL MODEL	VALUE	TOLERANCE	PACKAGING	SPECIAL
SPR2213 SPR2214	R = Decimal K = Thousand R15000 = 0.15 Ω 1K5000 = 1500 Ω	J = \pm 5.0 % K = \pm 10.0 %	D = Skin pack (S51) K = RoHS compliant, skin pack (E51)	(Dash Number) (up to 2 digits) From 1 to 99 as applicable
Historical Part Numbering example: SPR-2213 75 Ω 5 % S51				
SPR-2213	75 Ω	5 %	S51	
HISTORICAL MODEL	RESISTANCE VALUE	TOLERANCE CODE	PACKAGING	

Note

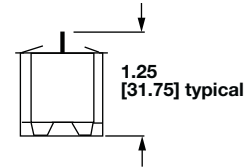
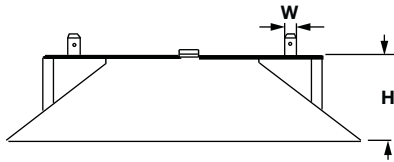
- Brackets used with "D" packaging code are not RoHS/Green compliant

* Pb containing terminations are not RoHS compliant, exemptions may apply


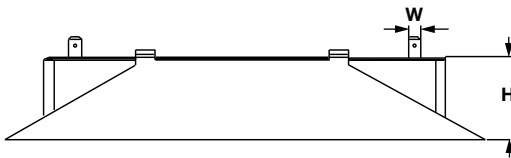
** Please see document "Vishay Material Category Policy": www.vishay.com/doc?99902

DIMENSIONS in inches [millimeters]

SPR2213



SPR2214



GLOBAL MODEL	Dimensions in inches [millimeters]				
	A TYPICAL	B ± 0.031 [0.794]	C ± 0.031 [0.794]	W ± 0.005 [0.127]	H TYPICAL
SPR2213	3.375 [85.73]	3.00 [76.20]	2.50 [63.50]	0.250 x 0.031 [6.35 x 0.794]	0.810 [20.57]
SPR2214	4.563 [115.90]	4.125 [104.78]	3.625 [92.08]	0.250 x 0.031 [6.35 x 0.794]	0.810 [20.57]

MATERIAL SPECIFICATIONS

Element: Copper-nickel alloy or nickel-chrome alloy, depending on resistance value

Core: Steatite ceramic

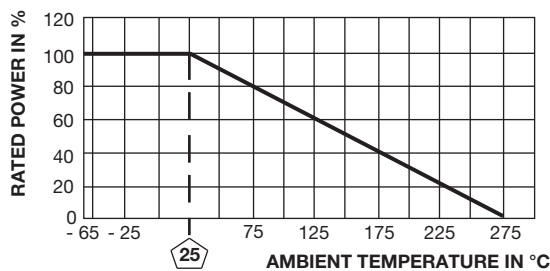
Body: Steatite ceramic case with inorganic potting compound

Terminals: Nickel plated steel

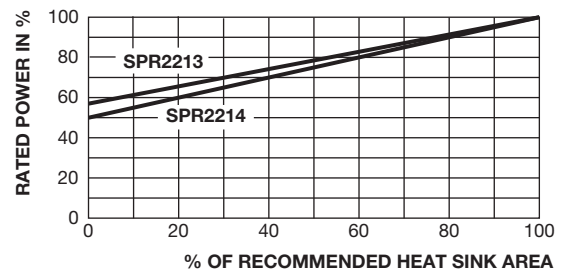
Bracket: Zinc plated steel

Part Marking: DALE, model, wattage, value, tolerance, date code

DERATING



HEAT SINK DERATING



PERFORMANCE		
TEST	CONDITIONS OF TEST	TEST LIMITS
Thermal Shock	Rated power applied until thermally stable, then a minimum of 15 min at - 55 °C	± (2.0 % + 0.05 Ω) ΔR
Short Time Overload	10 x rated power for 5 s	± (2.0 % + 0.05 Ω) ΔR
Dielectric Withstanding Voltage	1000 V _{RMS} , 1 min	± (0.1 % + 0.05 Ω) ΔR
Low Temperature Storage	- 65 °C for 24 h	± (2.0 % + 0.05 Ω) ΔR
High Temperature Exposure	250 h at + 275 °C	± (2.0 % + 0.05 Ω) ΔR
Moisture Resistance	MIL-STD-202 Method 106, 7b not applicable	± (2.0 % + 0.05 Ω) ΔR
Shock, Specified Pulse	MIL-STD-202 Method 213, 100 g's for 6 ms, 10 shocks	± (0.2 % + 0.05 Ω) ΔR
Vibration, High Frequency	Frequency varied 10 Hz to 2000 Hz, 20 g peak, 2 directions 6 h each	± (0.2 % + 0.05 Ω) ΔR
Load Life	1000 h at rated power, + 25 °C, 1.5 h "ON", 0.5 h "OFF"	± (3.0 % + 0.05 Ω) ΔR



Disclaimer

ALL PRODUCT, PRODUCT SPECIFICATIONS AND DATA ARE SUBJECT TO CHANGE WITHOUT NOTICE TO IMPROVE RELIABILITY, FUNCTION OR DESIGN OR OTHERWISE.

Vishay Intertechnology, Inc., its affiliates, agents, and employees, and all persons acting on its or their behalf (collectively, "Vishay"), disclaim any and all liability for any errors, inaccuracies or incompleteness contained in any datasheet or in any other disclosure relating to any product.

Vishay makes no warranty, representation or guarantee regarding the suitability of the products for any particular purpose or the continuing production of any product. To the maximum extent permitted by applicable law, Vishay disclaims (i) any and all liability arising out of the application or use of any product, (ii) any and all liability, including without limitation special, consequential or incidental damages, and (iii) any and all implied warranties, including warranties of fitness for particular purpose, non-infringement and merchantability.

Statements regarding the suitability of products for certain types of applications are based on Vishay's knowledge of typical requirements that are often placed on Vishay products in generic applications. Such statements are not binding statements about the suitability of products for a particular application. It is the customer's responsibility to validate that a particular product with the properties described in the product specification is suitable for use in a particular application. Parameters provided in datasheets and/or specifications may vary in different applications and performance may vary over time. All operating parameters, including typical parameters, must be validated for each customer application by the customer's technical experts. Product specifications do not expand or otherwise modify Vishay's terms and conditions of purchase, including but not limited to the warranty expressed therein.

Except as expressly indicated in writing, Vishay products are not designed for use in medical, life-saving, or life-sustaining applications or for any other application in which the failure of the Vishay product could result in personal injury or death. Customers using or selling Vishay products not expressly indicated for use in such applications do so at their own risk and agree to fully indemnify and hold Vishay and its distributors harmless from and against any and all claims, liabilities, expenses and damages arising or resulting in connection with such use or sale, including attorneys fees, even if such claim alleges that Vishay or its distributor was negligent regarding the design or manufacture of the part. Please contact authorized Vishay personnel to obtain written terms and conditions regarding products designed for such applications.

No license, express or implied, by estoppel or otherwise, to any intellectual property rights is granted by this document or by any conduct of Vishay. Product names and markings noted herein may be trademarks of their respective owners.

Material Category Policy

Vishay Intertechnology, Inc. hereby certifies that all its products that are identified as RoHS-Compliant fulfill the definitions and restrictions defined under Directive 2011/65/EU of The European Parliament and of the Council of June 8, 2011 on the restriction of the use of certain hazardous substances in electrical and electronic equipment (EEE) - recast, unless otherwise specified as non-compliant.

Please note that some Vishay documentation may still make reference to RoHS Directive 2002/95/EC. We confirm that all the products identified as being compliant to Directive 2002/95/EC conform to Directive 2011/65/EU.