

Power supply unit - MINI-PS-100-240AC/24DC/1.3 - 2866446

Please be informed that the data shown in this PDF Document is generated from our Online Catalog. Please find the complete data in the user's documentation. Our General Terms of Use for Downloads are valid (<http://download.phoenixcontact.com>)



DIN rail power supply unit 24 V DC/1.3 A, primary switched-mode

Product description

MINI POWER is the extremely slim power supply unit with constructional widths of 22.5 mm, 45 mm and 67.5 mm.

In addition to a 24 V version with output currents of 1.3 A, 2 A and 4 A, special voltages with 5 V/3 A and ± 15 V/1 A and 10 V...15 V/2 A and 8 A are also available.

A reliable starting of complex loads is ensured by a power reserve of up to 100% – the POWER BOOST.

The high operational reliability is thus dependably guaranteed in complex global networks as well. MINI POWER also functions in applications where static voltage dips, transient failures of the supply voltage or phase failure are to be expected.

Generously dimensioned capacitors guarantee a mains buffering of more than 20 ms under full load.

Worldwide use is realized by the consistent implementation of a wide-range input.

In this way, your whole system can be tested at any manufacturing location in the world and be delivered to global destinations without switching over the input voltage, often a source of faults. This saves storage costs and reduces the logistical work.

An international approval package including UL 60950 for information technology equipment and UL 508 for industrial regulating devices pave the way for worldwide applications.

Product Features

- ✓ Easy-maintenance connection technology thanks to keyed COMBICON plug-in connectors
- ✓ Remote monitoring of output voltage via switching output



Key commercial data

Packing unit	1 PCE
GTIN	 4 046356 073905
Custom tariff number	85044082
Country of origin	CHINA

Technical data

Input data

Power supply unit - MINI-PS-100-240AC/24DC/1.3 - 2866446

Technical data

Input data

Nominal input voltage range	100 V AC ... 240 V AC
Input voltage range AC	85 V AC ... 264 V AC
Input voltage range DC	90 V DC ... 350 V DC
AC frequency range	45 Hz ... 65 Hz
Frequency range DC	0 Hz
Current consumption	0.65 A (120 V AC)
Current consumption	0.25 A (230 V AC)
Inrush surge current	< 15 A (< 0.6 A ² s)
Power failure bypass	> 20 ms (120 V AC)
Power failure bypass	> 110 ms (230 V AC)
Input fuse	1.25 A (slow-blow, internal)
Type of protection	Transient surge protection
Protective circuit/component	Varistor

Output data

Nominal output voltage	24 V DC \pm 1%
Setting range of the output voltage	22.5 V DC ... 28.5 V DC (> 24 V constant capacity)
Output current	1.3 A (-25 °C ... 60 °C)
Output current	1.6 A (with POWER BOOST, -25°C ... 40°C permanent)
Derating	60 °C ... 70 °C (2.5%/K)
Connection in parallel	Yes, for redundancy and increased capacity
Connection in series	Yes
Starting delay with capacitive load	(Unrestricted)
Max. capacitive load	Unlimited
Current limitation	Approx. 5 A (for short-circuit)
Control deviation	< 1 % (change in load, static 10% ... 90%)
Control deviation	< 3 % (change in load, dynamic 10% ... 90%)
Control deviation	< 0.1 % (change in input voltage \pm 10%)
Residual ripple	< 20 mV _{PP} (20 MHz)
Peak switching voltages nominal load	< 50 mV _{PP} (20 MHz)
Maximum power dissipation NO-Load	0.9 W
Power loss nominal load max.	4.5 W

General data

Width	22.5 mm
Height	99 mm
Depth	107 mm
Net weight	0.2 kg

Power supply unit - MINI-PS-100-240AC/24DC/1.3 - 2866446

Technical data

General data

Operating voltage display	Green LED
Efficiency	> 85 % (for 230 V AC and nominal values)
Insulation voltage input/output	4 kV (type test)
Insulation voltage input/output	3 kV (Routine test)
Degree of protection	IP20
Protection class	II (in an enclosed control cabinet)
MTBF (IEC 61709, SN 29500)	> 1104000 h (According to EN 29500)
Ambient temperature (operation)	-25 °C ... 70 °C (> 60 °C derating)
Ambient temperature (storage/transport)	-40 °C ... 85 °C
Max. permissible relative humidity (operation)	≤ 95 % (at 25 °C, no condensation)
Mounting position	horizontal DIN rail NS 35, EN 60715
Assembly instructions	Can be aligned: Horizontally 0 mm, vertically 50 mm
Electromagnetic compatibility	Conformance with EMC Directive 2004/108/EC
Noise immunity	EN 61000-6-2:2005
Low Voltage Directive	Conformance with LV directive 2006/95/EC
Standard – Electrical equipment of machines	EN 60204
Standard - Electrical safety	EN 60950-1/VDE 0805 (SELV)
Standard – Electronic equipment for use in electrical power installations and their assembly into electrical power installations	EN 50178/VDE 0160 (PELV)
Standard – Safety extra-low voltage	EN 60950-1 (SELV)
Standard – Safety extra-low voltage	EN 60204 (PELV)
Standard - Safe isolation	DIN VDE 0100-410
Standard - Safe isolation	DIN VDE 0106-1010
Standard – Protection against shock currents, basic requirements for protective separation in electrical equipment	DIN VDE 0106-101
Standard – Limitation of mains harmonic currents	EN 61000-3-2
UL approvals	UL/C-UL listed UL 508
UL approvals	UL/C-UL Recognized UL 60950
UL approvals	UL ANSI/ISA-12.12.01 Class I, Division 2, Groups A, B, C, D (Hazardous Location)
UL approvals	NEC Class 2 as per UL 1310
Surge voltage category	III

Connection data, input

Connection method	Pluggable screw connection
Conductor cross section solid min.	0.2 mm ²
Conductor cross section solid max.	2.5 mm ²
Conductor cross section stranded min.	0.2 mm ²
Conductor cross section stranded max.	2.5 mm ²

Power supply unit - MINI-PS-100-240AC/24DC/1.3 - 2866446

Technical data

Connection data, input

Conductor cross section AWG/kcmil min.	24
Conductor cross section AWG/kcmil max	12
Stripping length	7 mm
Screw thread	M3

Connection data, output

Connection method	Pluggable screw connection
Conductor cross section solid min.	0.2 mm ²
Conductor cross section solid max.	2.5 mm ²
Conductor cross section stranded min.	0.2 mm ²
Conductor cross section stranded max.	2.5 mm ²
Conductor cross section AWG/kcmil min.	24
Conductor cross section AWG/kcmil max	12
Stripping length	7 mm

Signaling

Output name	DC OK active
Output description	U _{OUT} > 21.5 V: High signal
Maximum switching voltage	≤ 24 V
Output voltage	+ 24 V DC (Signal)
Continuous load current	≤ 20 mA
Status display	"DC OK" LED green
Note on status display	U _{OUT} > 21.5 V: LED lights up
Conductor cross section solid min.	0.2 mm ²
Conductor cross section solid max.	2.5 mm ²
Conductor cross section stranded min.	0.2 mm ²
Conductor cross section stranded max.	2.5 mm ²
Conductor cross section AWG/kcmil min.	24
Conductor cross section AWG/kcmil max	12
Tightening torque, min	0.5 Nm
Tightening torque max	0.6 Nm
Screw thread	M3

Classifications

ETIM

ETIM 2.0	EC001039
ETIM 3.0	EC001039

Power supply unit - MINI-PS-100-240AC/24DC/1.3 - 2866446

Classifications

ETIM

ETIM 4.0	EC000599
ETIM 5.0	EC002540

UNSPSC

UNSPSC 11	39121004
UNSPSC 12.01	39121004
UNSPSC 13.2	39121004
UNSPSC 6.01	30211502
UNSPSC 7.0901	39121004

eCl@ss

eCl@ss 4.0	27040702
eCl@ss 4.1	27040702
eCl@ss 5.0	27049002
eCl@ss 5.1	27049002
eCl@ss 6.0	27049002
eCl@ss 7.0	27049002
eCl@ss 8.0	27049002

Approvals

Approvals

Approvals

UL Listed / cUL Listed / UL Recognized / cUL Recognized / GOST / UL Listed / cUL Listed / UL Recognized / cUL Recognized / GOST / cULus Recognized / cULus Listed

Ex Approvals

UL Listed / cUL Listed / UL Listed / cUL Listed / cULus Listed

Approvals submitted


Approval details


UL Listed

Power supply unit - MINI-PS-100-240AC/24DC/1.3 - 2866446

Approvals

cUL Listed 

UL Recognized 


cUL Recognized 

GOST 

UL Listed 

cUL Listed 

UL Recognized 

cUL Recognized 

GOST 

cULus Recognized 

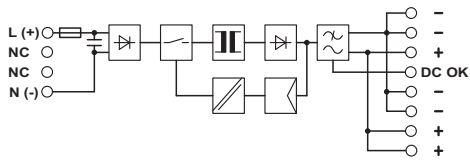
Power supply unit - MINI-PS-100-240AC/24DC/1.3 - 2866446

Approvals

cULus Listed

Drawings

Block diagram



Dimensioned drawing

