

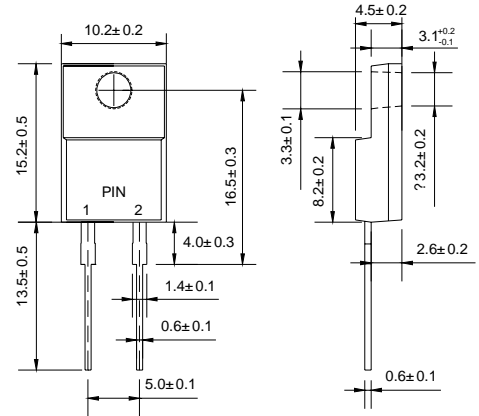
## ITO-220AC

### Features

- ◇ Metal-Semiconductor junction with guard ring
- ◇ Epitaxial construction
- ◇ Low forward voltage drop, low switching losses
- ◇ High surge capability
- ◇ For use in low voltage, high frequency inverters free wheeling, and polarity protection applications
- ◇ The plastic material carries U/L recognition 94V-0

### Mechanical Data

- ◇ Case: JEDEC ITO-220AC, molded plastic
- ◇ Polarity: As marked
- ◇ Weight: 0.056 ounces, 1.587 gram
- ◇ Mounting position: Any



Dimensions in millimeters

### MAXIMUM RATINGS AND ELECTRICAL CHARACTERISTICS

Ratings at 25°C ambient temperature unless otherwise specified.

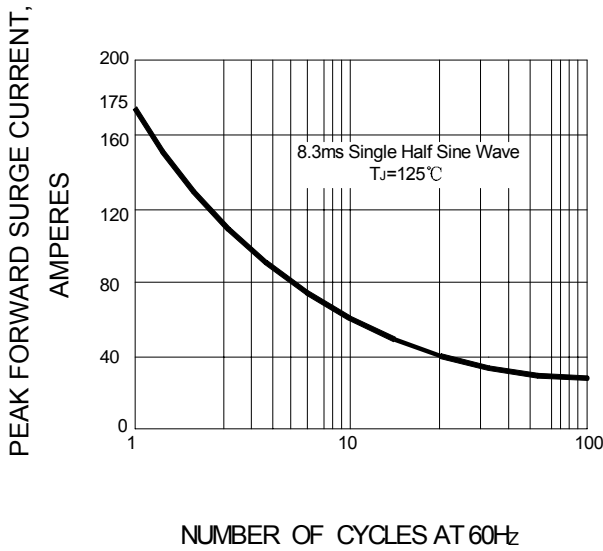
Single phase, half wave, 60 Hz, resistive or inductive load. For capacitive load, derate by 20%.

		SBLF 530	SBLF 535	SBLF 540	SBLF 545	SBLF 550	SBLF 560	SBLF 580	SBLF 5100	UNITS
Maximum recurrent peak reverse voltage	$V_{RRM}$	30	35	40	45	50	60	80	100	V
Maximum RMS voltage	$V_{RMS}$	21	25	28	32	35	42	56	70	V
Maximum DC blocking voltage	$V_{DC}$	30	35	40	45	50	60	80	100	V
Maximum average forward rectified current $T_C=95^\circ\text{C}$	$I_{F(AV)}$	5.0								A
Peak forward surge current 8.3ms single half-sine-wave superimposed on rated load $T_J=125^\circ\text{C}$	$I_{FSM}$	175								A
Maximum instantaneous forward voltage @ 5.0A	$V_F$	0.55			0.70		0.85			V
Maximum reverse current @ $T_C=25^\circ\text{C}$ at rated DC blocking voltage @ $T_C=100^\circ\text{C}$	$I_R$	0.5 33								mA
Typical thermal resistance (Note1)	$R_{\theta JC}$	3.0								$^\circ\text{C/W}$
Operating junction temperature range	$T_J$	-55 --- + 150								$^\circ\text{C}$
Storage temperature range	$T_{STG}$	-55 --- + 150								$^\circ\text{C}$

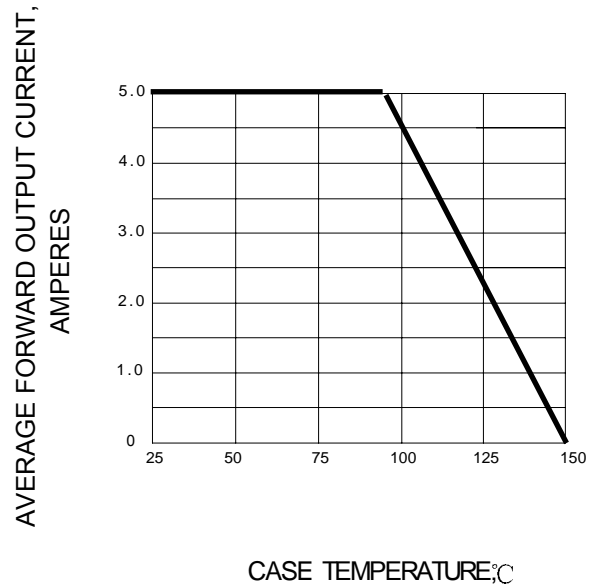
Note: 1. Thermal resistance junction to case.

## Ratings AND Characteristic Curves

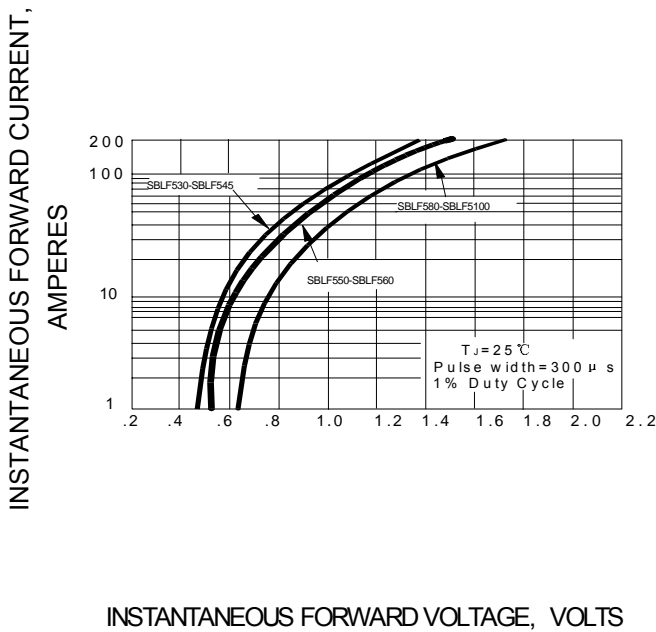
**FIG.1 – PEAK FORWARD SURGE CURRENT**



**FIG.2 – FORWARD DERATING CURVE**



**FIG.3 – TYPICAL FORWARD CHARACTERISTIC**



**FIG.4 – TYPICAL REVERSE CHARACTERISTIC**

