

Features

Unregulated Converters

- Micro Size SIP 6 Package
- Industry Standard Pinout
- Power Sharing on Dual Output Version
- 3kVDC Isolation
- Optional Continuous Short Circuit Protected
- Efficiency to 85 %

Description

The RBM Micro Size DC/DC-Converter complements Recom's industrial range of converters. This range is widely used for pcb distributed power systems and combines small package size, high efficiency, 3kVDC isolation and low output ripple.

The extended operating temperature range covering -40°C to $+85^{\circ}\text{C}$ is a standard feature. The full rated power can be taken from a single pin of this dual output converter, provided this does not exceed 1 Watt.

Selection Guide

Part Number SIP 6 Micro Size	Input Voltage (VDC)	Output Voltage (VDC)	Output Current (mA)	Efficiency (%)	Max Capacitive Load ⁽¹⁾
RBM-xx05S	5, 12	5	200	70-78	1000 μF
RBM-xx12S	5, 12	12	83	78-80	470 μF
RBM-xx15S	5, 12	15	66	80-84	470 μF
RBM-xx05D	5, 12	± 5	± 100	74-78	$\pm 470\mu\text{F}$
RBM-xx12D	5, 12	± 12	± 41	80-82	$\pm 220\mu\text{F}$
RBM-xx15D	5, 12	± 15	± 33	80-84	$\pm 220\mu\text{F}$

xx = Input Voltage. Other input and output voltage combinations available on request.

* add Suffix "P" for Continuous Short Circuit Protection, e.g. RBM-0505S/P, RBM-0505D/P

Specifications (measured at $T_A = 25^{\circ}\text{C}$, nominal input voltage, full load and after warm-up)

Input Voltage Range		$\pm 10\%$
Output Voltage Accuracy		$\pm 5\%$
Line Voltage Regulation		1.2%/1% of V_{in} typ.
Load Voltage Regulation (10% to 100% full load)	5V output type 12, 15V output types	15% max 10% max
Output Ripple and Noise (20MHz limited)		100mVp-p max.
Operating Frequency		50kHz min. / 100kHz typ. / 105kHz max.
Efficiency at Full Load		70% min. / 80% typ.
Minimum Load = 0%	Specifications valid for 10% minimum load only.	
Isolation Voltage	(tested for 1 second) (rated for 1 minute)	3000VDC 1500VAC / 60Hz
Isolation Capacitance		20pF min. / 65pF max.
Isolation Resistance		15 G Ω min.
Short Circuit Protection P-Suffix		1 Second Continuous
Operating Temperature Range (free air convection)		-40°C to $+85^{\circ}\text{C}$ (see Graph)
Storage Temperature Range		-55°C to $+125^{\circ}\text{C}$
Relative Humidity		95% RH
Package Weight		1.3g
Packing Quantity		30 pcs per Tube
MTBF ($+25^{\circ}\text{C}$)	} Detailed Information see Application Notes chapter "MTBF"	using MIL-HDBK 217F
($+85^{\circ}\text{C}$)		using MIL-HDBK 217F
		1005 x 10^3 hours
		195 x 10^3 hours


ECONOLINE

DC/DC-Converter

with 3 year Warranty

RECOM

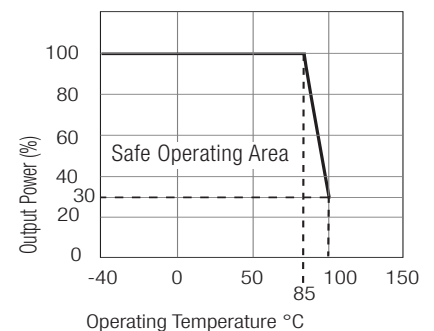
1 Watt SIP 6 Micro Size, Single & Dual Output



EN-60950-1 Certified
UL-60950-1 Certified
EN-60601-1 Certified

RBM

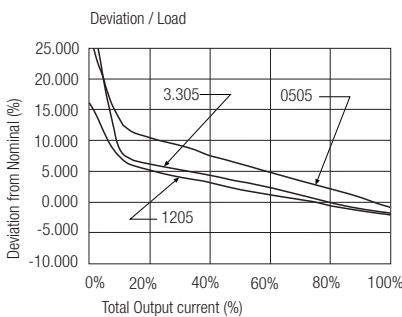
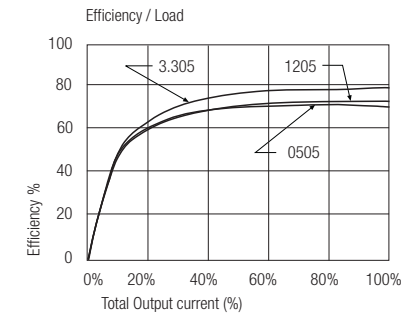
Derating-Graph (Ambient Temperature)



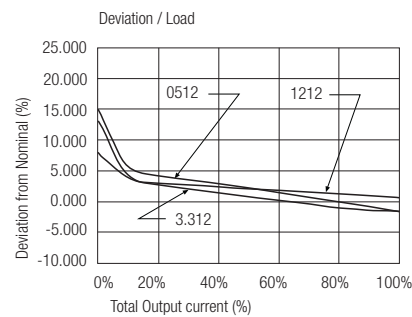
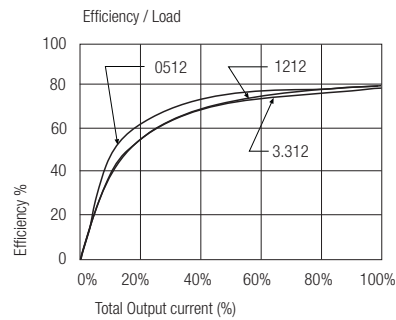
Refer to Application Notes

Typical Characteristics

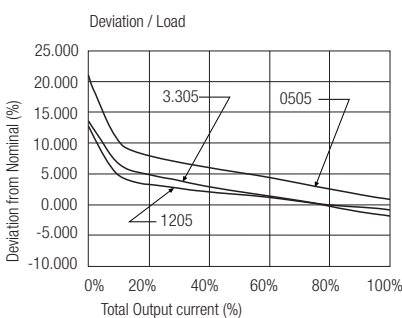
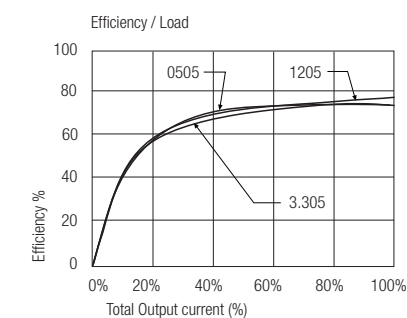
RBM-xx05S



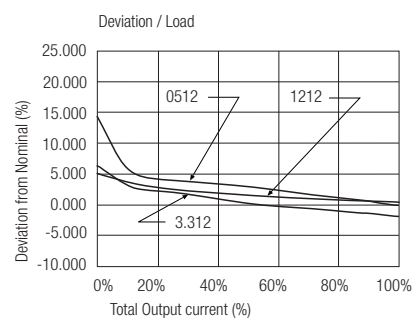
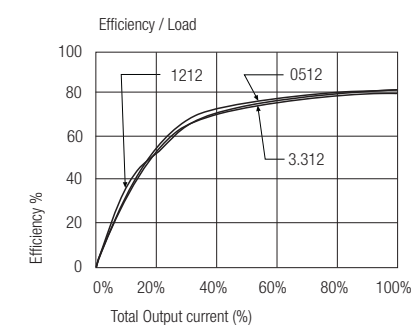
RBM-xx12S



RBM-xx05D

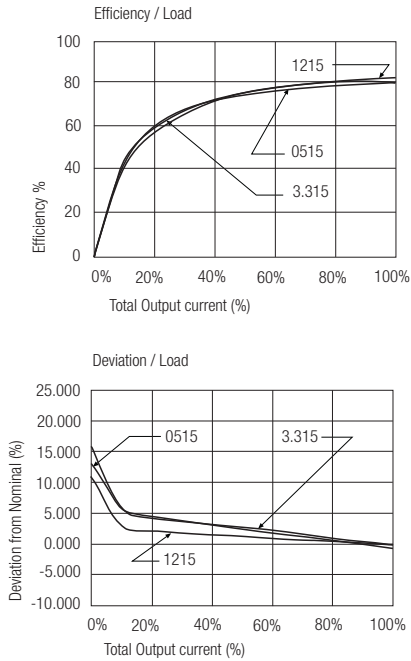


RBM-xx12D

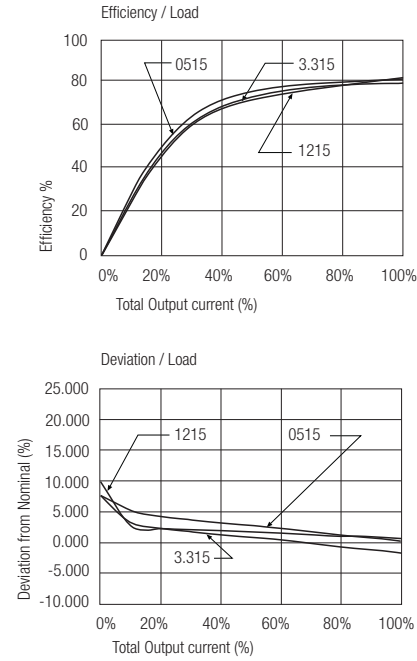


Typical Characteristics

RBM-xx15S



RBM-xx15D



Notes

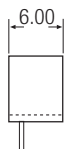
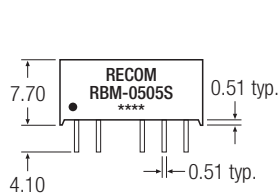
Note 1 Maximum capacitive load is defined as the capacitive load that will allow start up in under 1 second without damage to the converter.

Certifications

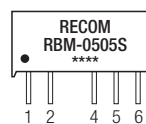
CB Test Report	Report: US/15348/UL	IEC 60950-1:2005 2nd Ed.
UL General Safety	Report: E358085	UL 60950-1 2nd Ed.
EN General Safety	Report: SPLVD1109103	EN60950-1:2001 + A11:2004
EN Medical Safety	Report: MDD1205098-4 + RM1205098-4	IEC/EN 60601-1 3rd Edition Medical Report + ISO14971 Risk Assessment

Package Style and Pinning (mm)


SIP6 Micro Size Package



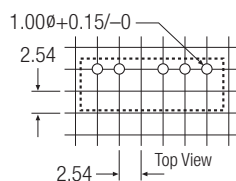
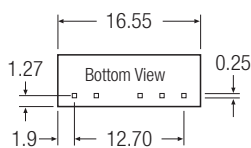
Single Output



Dual Output



Recommended Footprint Details



Pin Connections

Pin #	Single	Dual
1	+Vin	+Vin
2	-Vin	-Vin
4	NC	-Vout
5	-Vout	Com
6	+Vout	+Vout

NC = No Connection
XX.X ± 0.5 mm
XX.XX ± 0.25 mm