


# GX Series



## Ultra Broad Band Capacitor



### ADVANTAGES

- Ultra-Broadband performance
- Ultra-Low Insertion Loss
- X5R & X7S Characteristics
- Excellent Return Loss

### APPLICATIONS

- Semi-Conductor Data Communications Customers
- Receiver Optical Sub-Assemblies
- Transimpedance Amplifier Customers
- Test Equipment Manufactures

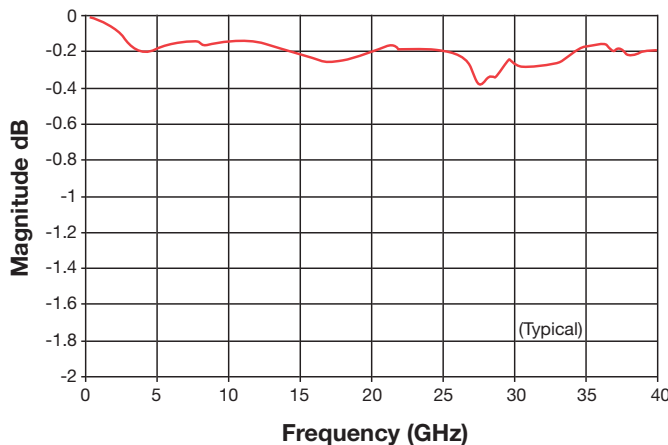
The GX Series was developed specifically to address DC Blocking issues from ~16KHz (-3dB roll-off) to 40GHz. Most applications will experience resonance-free insertion loss of <0.5dB thru at least 40GHz. Insertion loss at higher frequencies is in part dependent on installation parameters. Using AVX's patented precision thin film termination process, the part is designed to be completely orientation insensitive with a standard EIA 0402 footprint to minimize board space requirements. Both

Ni/Sn and Ni/Au terminations are available to cover a wide range of attachment processes. All GX parts are RoHS compliant.

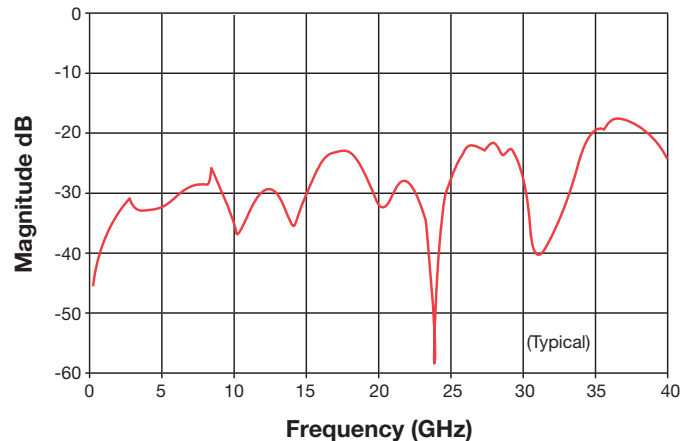
Au terminated units are wire bondable. Users may, therefore, find these devices equally useful in bypass applications when wire bonding is a necessary part of the manufacturing process.

More information can be obtained by contacting the factory or your local AVX representative.

**GX02 Series – Insertion Loss (S21)**



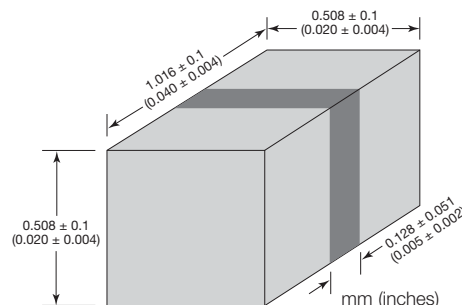
**GX02 Series – Return Loss (S11)**



### Test Parameters:

Rogers RO4350 Board (T = 10 mils); Trace width = 22 mils; Gap = 24 mils; 50 ohm (nominal) characteristic impedance

### MECHANICAL SPECIFICATIONS



# GX Series



## Ultra Broad Band Capacitor

### ELECTRICAL SPECIFICATIONS

Capacitance	0.1 $\mu\text{F} \pm 10\%$
Voltage Rating/Operating Temperature	16 VDC @ 85°C; 10 VDC @ 125°C
Dielectric Withstanding Voltage	250% WVDC
Insulation Resistance	10,000 Meg Ohms @ 25°C; 1,000 Meg Ohms @ 125°C
Temperature Coefficient	16 VDC X5R ( $\pm 15\%$ ); 10 VDC X7S ( $\pm 22\%$ )


### HOW TO ORDER

<b>GX</b>	<b>02</b>	<b>YD</b>	<b>104</b>	<b>K</b>	<b>A</b>	<b>T</b>	<b>2</b>
<b>Style</b>	<b>Case Size</b> 02 = 0402	<b>Voltage/Dielectric</b> YD = 16Vdc/X5R 10Vdc/X7S	<b>Capacitance</b> 104 = 0.1 $\mu\text{F}$ EIA Cap Code in pF	<b>Tolerance</b> K = $\pm 10\%$	<b>Failure Rate</b> A = Std	<b>Termination</b> T = Ni-Sn (Standard) 7 = Ni-Au	<b>Packaging</b> 2 = 4000 pcs, 7" T&R 2-500 = 500 pcs, 7" T&R 2-1000 = 1000 pcs, 7" T&R

### ADDITIONAL MICROWAVE PRODUCTS

AVX also manufactures a broad range of SLC (Single Layer Ceramic) products utilizing high k GBL dielectrics especially suitable for space constrained broadband bypass/decoupling applications. A variety of voltage ratings are available and all dielectrics are suitable for operation from -55°C to +125°C. All SLC products are RoHS compliant.

Style	GH/GB01/06	GH/GB01/06	GH/GB01/06	GH10-55	
<b>Dielectric</b>	Z	Maxi	Maxi+	Ultra Maxi	
<b>k</b>	2.5K-18K	20K	30K	60K	
<b>TC</b>	X7S	X7R	X7R	X7R	
<b>Cap Range</b>	20-4700pF	68-8200pF	330-10000pF	200-6500pF	
<b>Rating</b>	50/100VDC	50VDC	50VDC	25VDC	
<b>Nom</b>	mm sq	0.38 / 2.28	0.38 / 2.28	0.38 / 2.28	0.25 / 1.40
<b>Sizes</b>	inches sq	0.015 / 0.090	0.015 / 0.090	0.015 / 0.090	0.010 / 0.055



NOTICE: Specifications are subject to change without notice. Contact your nearest AVX Sales Office for the latest specifications. All statements, information and data given herein are believed to be accurate and reliable, but are presented without guarantee, warranty, or responsibility of any kind, expressed or implied. Statements or suggestions concerning possible use of our products are made without representation or warranty that any such use is free of patent infringement and are not recommendations to infringe any patent. The user should not assume that all safety measures are indicated or that other measures may not be required. Specifications are typical and may not apply to all applications.

© AVX Corporation

#### AMERICAS

AVX Myrtle Beach, SC  
Tel: 843-448-9411

AVX Northwest, WA  
Tel: 360-699-8746

AVX Midwest, IN  
Tel: 317-861-9184

AVX Mid/Pacific, CA  
Tel: 408-988-4900

AVX Northeast, MA  
Tel: 617-479-0345

AVX Southwest, CA  
Tel: 949-859-9509

AVX Canada  
Tel: 905-238-3151

AVX South America  
Tel: +55-11-4688-1960

#### EUROPE

AVX Limited, England  
Tel: +44-1252-770000

AVX S.A.S., France  
Tel: +33-1-69-18-46-00

AVX GmbH, Germany  
Tel: +49-0811-95949-0

AVX SRL, Italy  
Tel: +39-02-614-571

AVX Czech Republic  
Tel: +420-57-57-57-521

AVX/ELCO UK  
Tel: +44-1638-675000

ELCO Europe GmbH  
Tel: +49-2741-299-0

AVX S.A., Spain  
Tel: +34-91-63-97-197

AVX Benelux  
Tel: +31-187-489-337

#### ASIA-PACIFIC

AVX/Kyocera (S) Pte Ltd.,  
Singapore  
Tel: +65-6286-7555

AVX/Kyocera, Asia, Ltd.,  
Hong Kong  
Tel: +852-2363-3303

AVX/Kyocera Yuhan Hoesa,  
South Korea  
Tel: +82-2785-6504

AVX/Kyocera HK Ltd.,  
Taiwan  
Tel: +886-2-2656-0258

AVX/Kyocera (M) Sdn Bhd,  
Malaysia  
Tel: +60-4228-1190

AVX/Kyocera International  
Trading Co. Ltd.,  
Shanghai  
Tel: +86-21-3255 1933

AVX/Kyocera Asia Ltd.,  
Shenzen  
Tel: +86-755-3336-0615

AVX/Kyocera International  
Trading Co. Ltd.,  
Beijing  
Tel: +86-10-6588-3528

AVX/Kyocera India  
Liaison Office  
Tel: +91-80-6450-0715

#### ASIA-KED

(KYOCERA Electronic  
Devices)

KED Hong Kong Ltd.  
Tel: +852-2305-1080/1223

KED Hong Kong Ltd.  
Shenzen  
Tel: +86-755-3398-9600

KED Company Ltd.  
Shanghai  
Tel: +86-21-3255-1833

KED Hong Kong Ltd. Beijing  
Tel: +86-10-5869-4655

KED Taiwan Ltd.  
Tel: +886-2-2950-0268

KED Korea Yuhan Hoesa,  
South Korea  
Tel: +82-2-783-3604/6126

KED (S) Pte Ltd.  
Singapore  
Tel: +65-6509-0328

Kyocera Corporation  
Japan  
Tel: +81-75-604-3449



<http://www.avx.com>

S-GX02-.5M313-C