

3BR

Snap-action Microswitches

Standard Plastic

3BR


- Characteristics
- Choice of IP54 or IP67 sealed versions
 - Precise movements and exceptional repeat accuracy
 - Robust plastic housing

Rating Up to 125 VAC, 10 A

Dimensions (mm) 53.1 x 20.6 x 30.8

Actuator Plunger

Approvals UL, CSA



Preferred Range

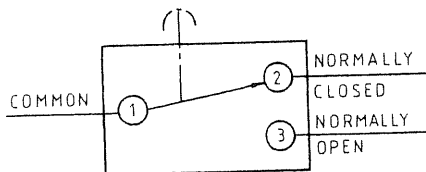
Design Reference	Actuating Force (N)	Actuating Force (ozf)	Sealing	Operating pos. (mm)	Operating pos. (in)	Terminal	Circuit	Actuator	Contacts	Electrical rating
3BR103	7.2	26.00	IP54	39.3	1.55	Screw	CO	Plunger	Silver	Up to 125 VAC, 10 A
3BR510	7.2	26.00	IP67	39.3	1.55	Screw	CO	Plunger	Silver	Up to 125 VAC, 10 A

3BR

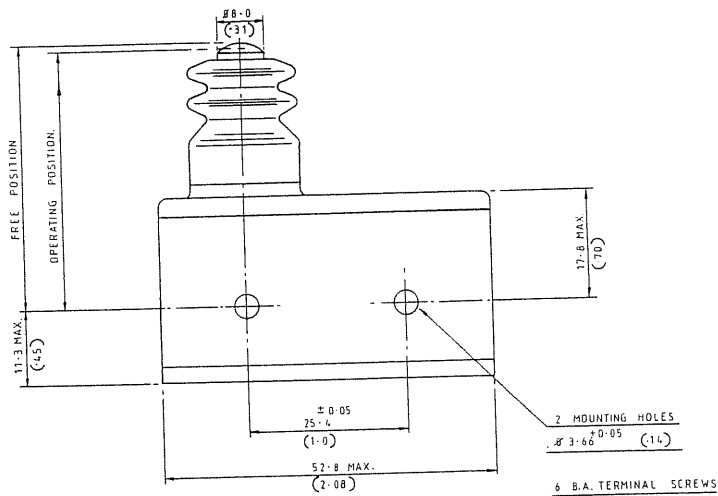
Specifications

Housing	Phenolic
Plunger	Stainless steel
Cowl	Silicone rubber
Mechanism	Single pole change-over
Contacts	Silver
Terminals	Screw terminals with captive washers
Temperature	-10°C to +85°C
Mechanical life	10 ⁶ cycles minimum (impact free actuation)
Protection	3BR / 510 IP67 (NEMA type 6) except terminals / 3BR103 IP54 (NEMA type 4)
Mounting	Side mounting

Circuit diagram



Dimensions



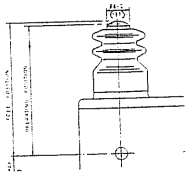
Recommended maximum electrical ratings

Voltage (max)	Load (A)	Horsepower	Approval
250 VAC	5 (0.75 pf)	-	CSA 22.2 No. 55 - 6,000 operations
125 VAC	10 (0.75 pf)	-	CSA 22.2 No. 55 - 6,000 operations
250 VAC	-	1/4 HP (0.45 pf)	CSA 22.2 No. 55 - 6,000 operations
125 VAC	-	1/4 HP (0.45 pf)	CSA 22.2 No. 55 - 6,000 operations
0 - 15 VDC	10	-	General rating - 50,000 operations
15 - 30 VDC	5	-	General rating - 50,000 operations

3BR

Operating Characteristics

Actuator	Reference	Actuating Force Maximum		Release Force Minimum		Free Position Maximum		Operating Position		Movement Differential Maximum		Overtravel	
		(N)	(ozf)	(N)	(ozf)	(mm)	(in)	(mm)	(in)	(mm)	(in)	(mm)	(in)
Plunger	3BR103 3BR/510	7.2	26.00	1.7	6	40,8	1,6	39,3 ± 0,4	1,55 ± 0,016	0,08	0,003	4,6	0,18



Ordering Reference

Type 3BR

environmental sealing 103 Mechanism sealed to IP54 (NEMA type 4)
510 Mechanism sealed to IP67 (NEMA type 6)

