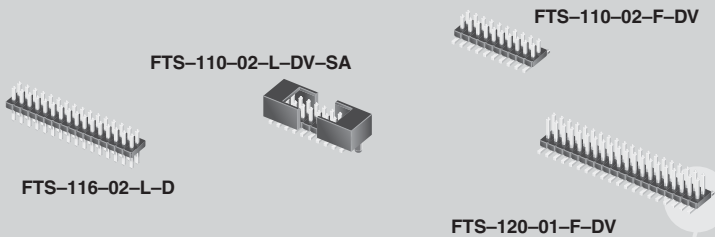




(1,27mm) .050"

FTS SERIES



MICRO LOW PROFILE TERMINAL STRIPS

SPECIFICATIONS

For complete specifications and recommended PCB layouts see www.samtec.com?FTS

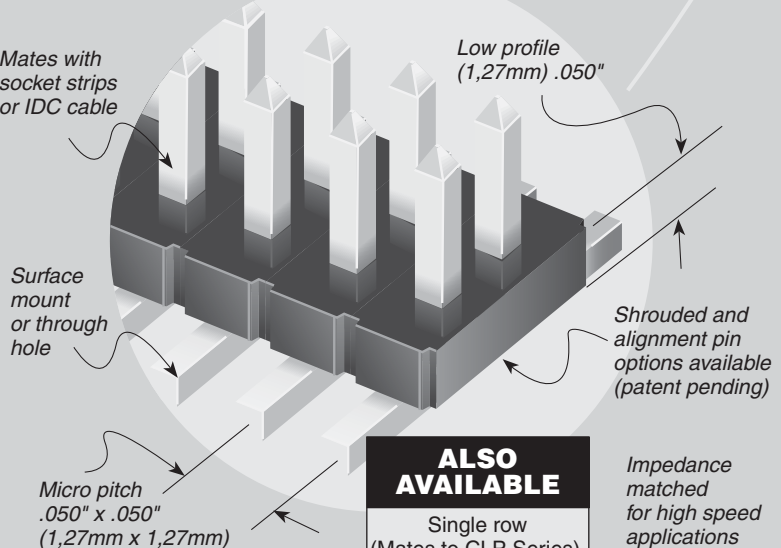
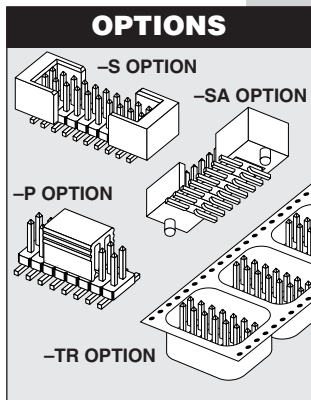
HI-TEMP

Insulator Material: Black Liquid Crystal Polymer
Terminal Material: Phosphor Bronze
Current Rating: 1.75A @ 80°C ambient
Operating Temp Range: -55°C to +125°C
Plating: Sn or Au over 50µ" (1,27µm) Ni
RoHS Compliant: Yes
Lead-Free Solderable: Wave, or reflow with Matte Sn plating
SMT Lead Coplanarity: .004" (0,10mm) max

Mates with:
FFSD, CLP, FLE,
SFMC(LIF)

Mates with
socket strips
or IDC cable

Low profile
(1,27mm) .050"



ALSO AVAILABLE
Single row (Mates to CLP Series). Call Samtec.

Shrouded and alignment pin options available (patent pending)

Impedance matched for high speed applications

APPLICATION SPECIFIC OPTION

Alignment Pin. Call Samtec.

FTS	1	NO. PINS PER ROW	LEAD STYLE	PLATING OPTION	ROW OPTION	OTHER OPTION
		02 thru 50 (except -S & -SA option = 05 thru 46)	-01 = .120 (3,05) Post (Mates with FFSD) -02 = .075 (1,91) Post (Mates with FLE) -03 = .065 (1,65) Post (Mates with CLP)	-L = 10µ" (0,25µm) Gold on post, Matte Tin on tail -F = Gold flash on post, Matte Tin on tail	-DV = Double Vertical SMT -D = Double Row Through Hole	-SA = Shrouded with Alignment Pin (05 thru 46 positions. Style -02 & -03 only. -SV not available.) -S = Shrouded (05 thru 46 positions. Style -02 & -03 only. -SV not available.) -P = Pick & Place Pad (05 positions minimum) -TR = Tape & Reel (-DV only)
<p>(Shrouded options removed for clarity)</p>						

Note: Some lengths, styles and options are non-standard, non-returnable.

Due to technical progress, all designs, specifications and components are subject to change without notice.

WWW.SAMTEC.COM