



## S8330MG



### TECHNICAL DATA

## Infrared Laser Diode

### Features

- Lasing Mode Structure: multi mode
- Peak Wavelength : typ. 830 nm
- Optical Output Power: 30 mW
- Package: 5.6 mm



### Electrical Connection

Pin Configuration		Bottom View								
	<p><i>n-type</i></p> <table border="1"> <thead> <tr> <th>PIN</th> <th>Function</th> </tr> </thead> <tbody> <tr> <td>1</td> <td>LD Cathode</td> </tr> <tr> <td>2</td> <td>LD Anode, PD Cathode</td> </tr> <tr> <td>3</td> <td>PD Anode</td> </tr> </tbody> </table>	PIN	Function	1	LD Cathode	2	LD Anode, PD Cathode	3	PD Anode	
PIN	Function									
1	LD Cathode									
2	LD Anode, PD Cathode									
3	PD Anode									

### Absolute Maximum Ratings ( $T_C=25^\circ\text{C}$ )

Item	Symbol	Value	Unit
CW Output Power	$P_O$	30	mW
LD Reverse Voltage	$V_{rLD}$	2	V
PD Reverse Voltage	$V_{rPD}$	30	V
Operating Case Temperature	$T_C$	-10 ... +40	$^\circ\text{C}$
Storage Temperature	$T_{stg}$	-10 ... +85	$^\circ\text{C}$

### Specifications ( $T_C=25^\circ\text{C}$ , $P_O=30\text{mW}$ )

Item	Symbol	Min.	Typ.	Max.	Unit
<b>Optical Specifications</b>					
Center Wavelength	$\lambda_C$	820	830	840	nm
FWHM Beam Divergence*	$\theta_{  }$	-	10	-	deg
	$\theta_{\perp}$	-	36	-	deg
<b>Electrical Specifications</b>					
Threshold Current	$I_{th}$	-	23	30	mA
Operating Current	$I_{op}$	-	63	73	mA
Slope Efficiency	$\eta$	0.3	0.7	-	mW/mA
Operating Voltage	$U_{op}$	-	1.7	2.3	V
Monitor Current	$I_m$	-	0.3	-	mA

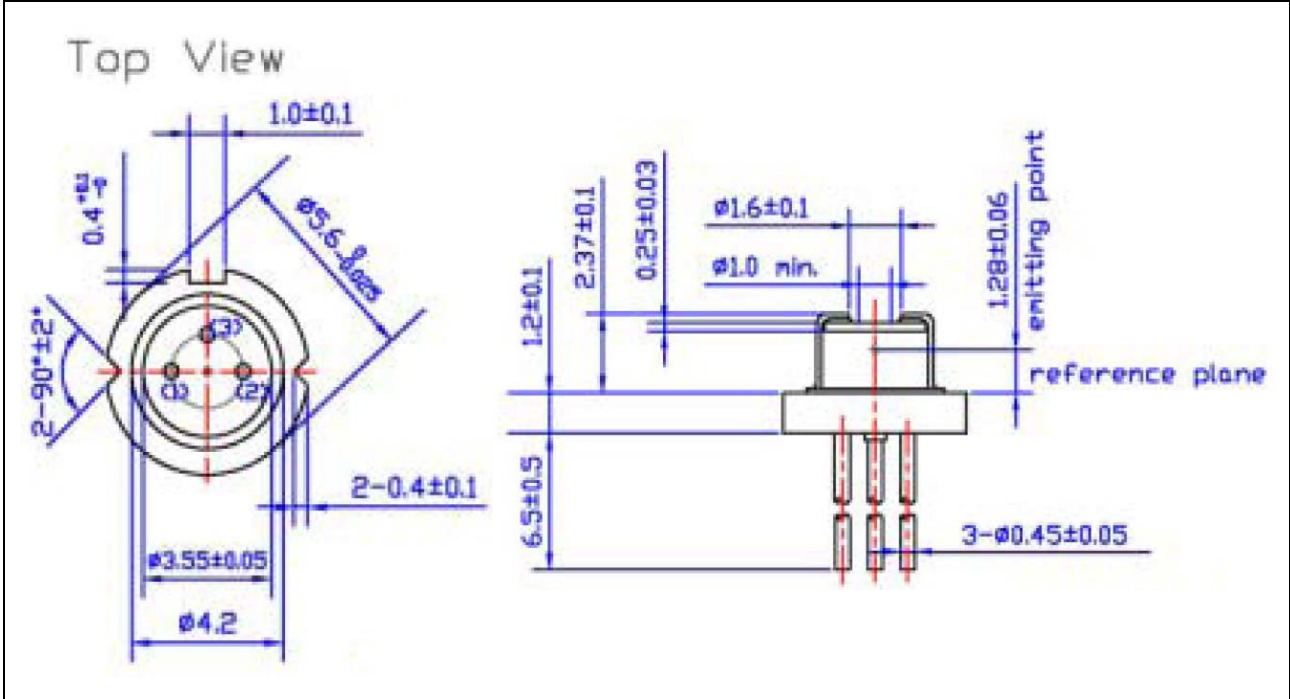
\*  $\theta_{||}$  and  $\theta_{\perp}$  are defined as the angle within the intensity is 50% of the peak value.

The above specifications are for reference purpose only and subjected to change without prior notice.



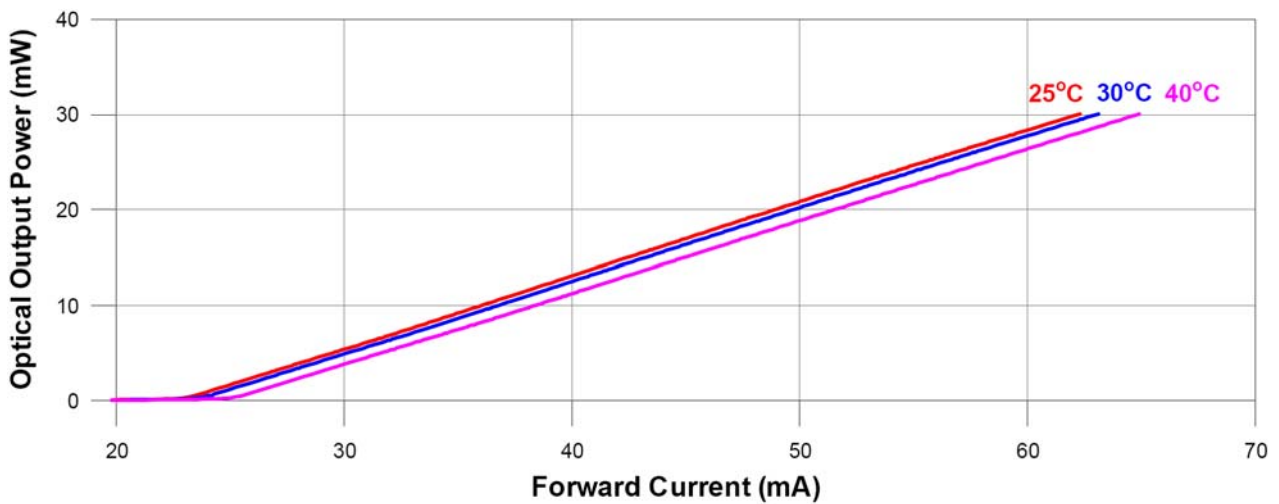
## Package Dimensons

5.6 mm Package (Unit:mm)



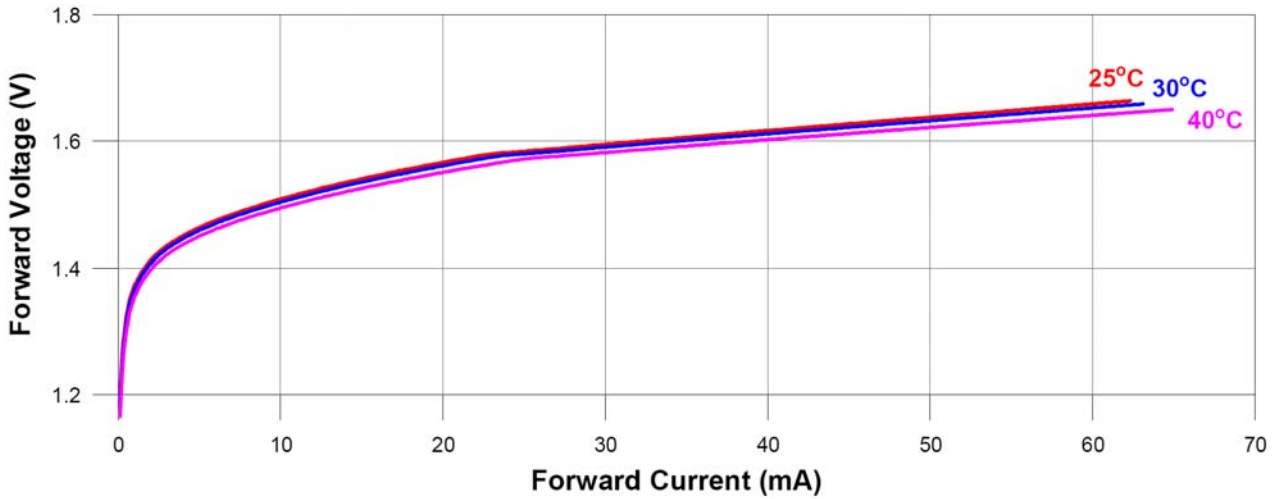
## Typical Performance Curves

Optical Output Power vs. Forward Current

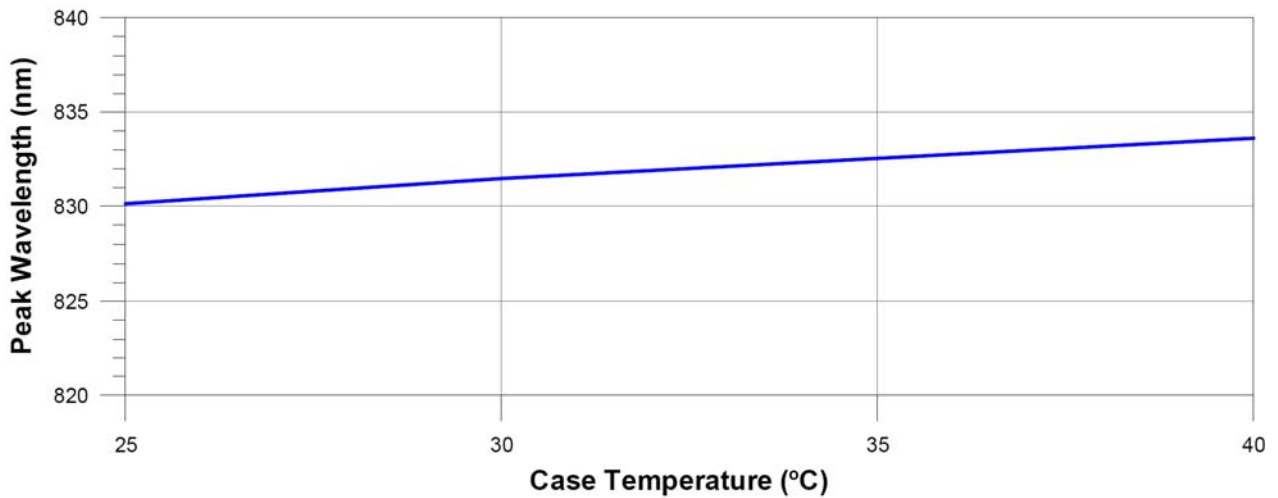




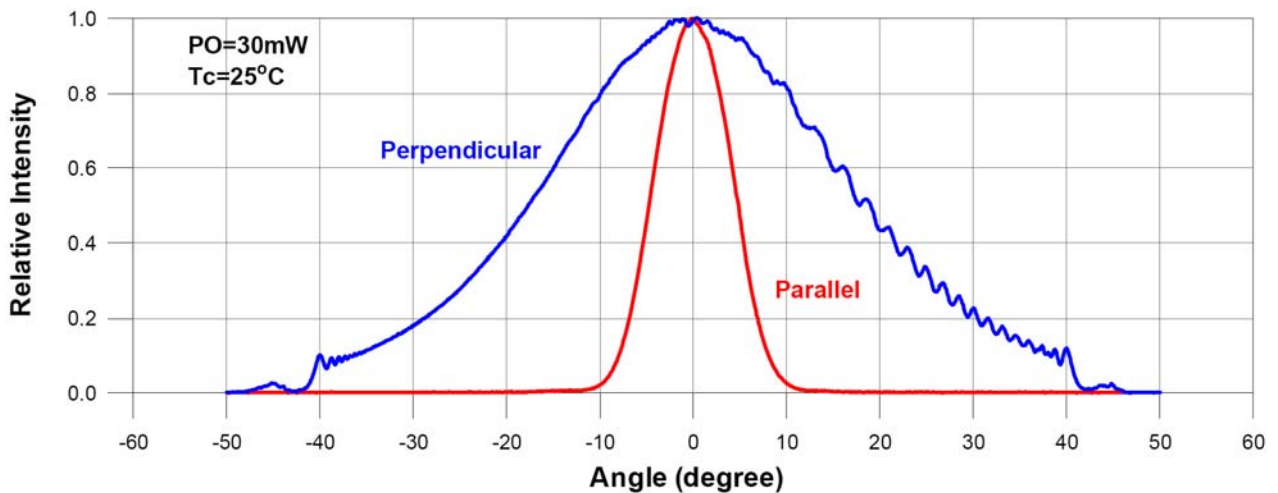
## Forward Voltage vs. Forward Current



## Peak Wavelength vs. Case Temperature

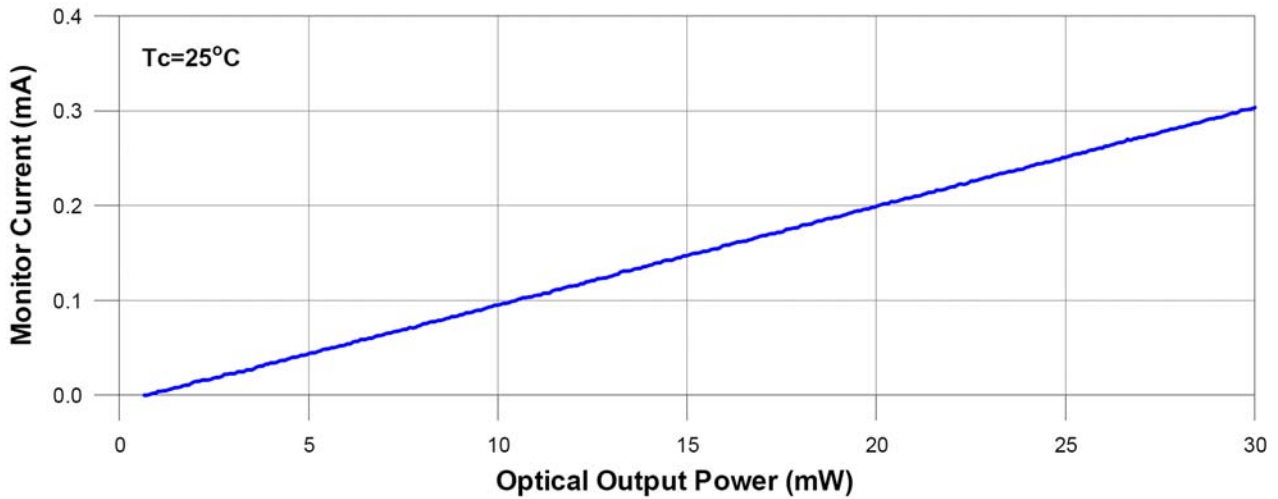


## Far-Field Pattern

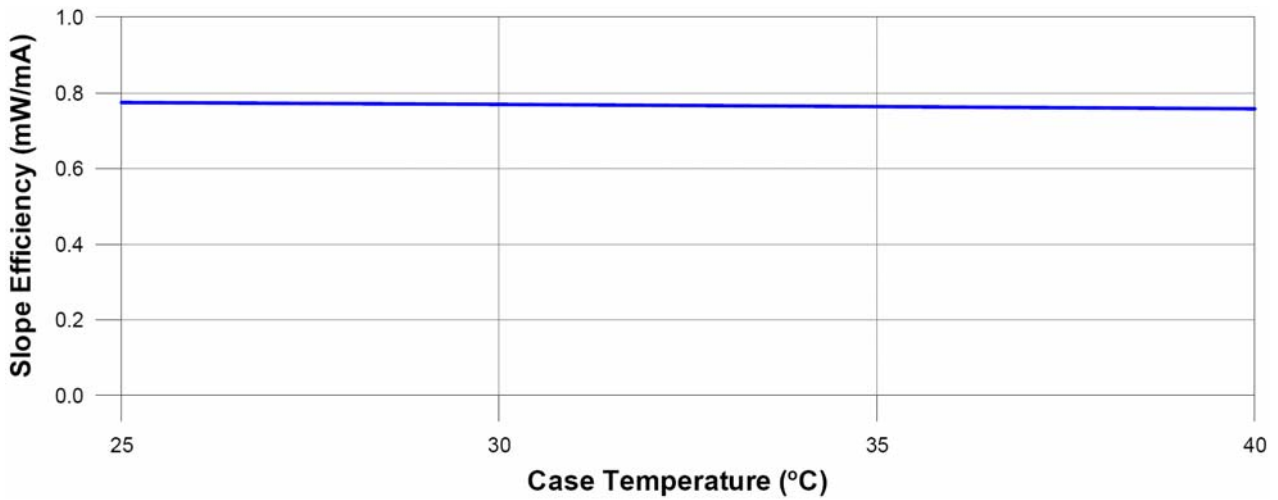




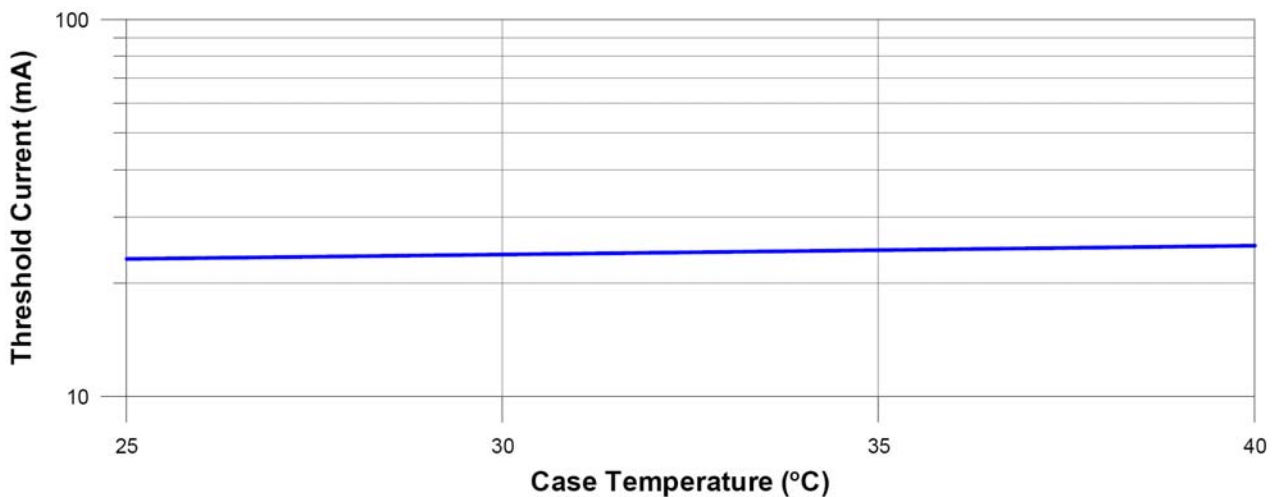
## Monitor Current vs. Optical Output Power



## Slope Efficiency vs. Case Temperature



## Threshold Current vs. Case Temperature





## Safety of Laser light

- Laser Light can damage the human eyes and skin. Do not expose the eye or skin directly to any laser light and/or through optical lens. When handling the LDs, wear appropriate safety glasses to prevent laser light, even any reflections from entering to the eye. Focused laser beam through optical instruments will increase the chance of eye hazard.
- These LDs are emitting invisible light.



## Cautions

### 1. Operating methode

- This LD shall change its forward voltage requirement and optical output power according to temperature change. Also, the LD will require more operation current to maintain same output power as it degrades. In order to maintain output power, use of APC (Automatic Power Control) is recommended. Which use monitor feedback to adjust the operation current.
- Confirm that electrical spike current generated by switching on and off does not exceed the maximum operating current level specified herein above as absolute maximum rating. Also, employ appropriate countermeasures to reduce chattering and/or overshooting in the circuit.

### 2. Static Electricity

- Static electricity or electrical surges will reduce and degrade the reliability of the LDs. It is recommended to use a wrist trap or anti-electrostatic glove when handling the product.

### 3. Absolute Maximum Rating

- Active layer of LDs shall have high current density and generate high electric field during its operation. In order to prevent excessive damage, the LD must be operated strictly below absolute maximum rating.



**NOTE**  
LASERDIODE  
MUST BE COOLED