





NON-HERMETIC POWER ULTRAFAST RECTIFIERS

SURFACE MOUNT, SINGLE

TYPE NUMBER	PEAK INVERSE VOLTAGE	MAXIMUM DC OUTPUT CURRENT T _C = 100°C ①	MAXIMUM REVERSE CURRENT @ PIV		MAX. PEAK FORWARD VOLTAGE (PULSED)				MAXIMUM REVERSE RECOVERY TIME ②	MAXIMUM THERMAL RESISTANCE R _{θJC} ③	PACKAGE STYLE
			25°C	125°C	25°		125°C				
			μA	mA	V	A	V	A			
Volts	Amps							nsec	°C/W		
SPD3163	200	8.0	25	1.0	.975	8.0	.875	8.0	30	1.3	
SPD3166	200	25	25	1.0	.975	25	.875	25	35	0.6	
SPD3164	400	8.0	25	1.0	1.20	8.0	1.10	8.0	45	1.3	
SPD3165	600	8.0	25	1.0	1.30	8.0	1.20	8.0	60	1.3	
											SPD-1
SPD3163A	200	8.0	25	1.0	.975	8.0	.875	8.0	30	1.3	
SPD3166A	200	25	25	1.0	.975	25	.875	25	35	0.6	
SPD3164A	400	8.0	25	1.0	1.20	8.0	1.10	8.0	45	1.3	
SPD3165A	600	8.0	25	1.0	1.30	8.0	1.20	8.0	60	1.3	
											SPD-1A
SPD3155	200	40	100	2.0	.975	40	.875	40	35	0.5	
SPD3153	400	30	25	1.0	1.25	30	1.15	30	50	.45	
SPD3156	400	70	100	2.0	1.20	70	1.10	70	60	.30	
SPD3154	600	30	25	1.0	1.40	30	1.20	30	70	.45	
SPD3157	600	70	100	2.0	1.30	70	1.20	70	75	.30	
											SPD-2
SPD3155A	200	40	100	2.0	.975	40	.875	40	35	0.5	
SPD3153A	400	30	25	1.0	1.25	30	1.15	30	50	.45	
SPD3156A	400	70	100	2.0	1.20	70	1.10	70	60	.30	
SPD3154A	600	30	25	1.0	1.40	30	1.20	30	70	.45	
SPD3157A	600	70	100	2.0	1.30	70	1.20	70	75	.30	
											SPD-2A

Notes:

- Maximum operating and storage temperature range -40°C to +125°C.
- All ratings are at T_C = 25°C unless otherwise specified.
- ① Maximum dc output current with cathode side of package maintained at 100°C.
- ② t_{rr} conditions; I_f = 0.5A, I_r = 1.0A, I_{rr} = 0.25A.
- ③ Maximum thermal resistance junction to mounting surface (cathode).

Most devices are available in other Voltage and/or current ratings. Please contact the factory or a Sensitron Sales Representative for details