



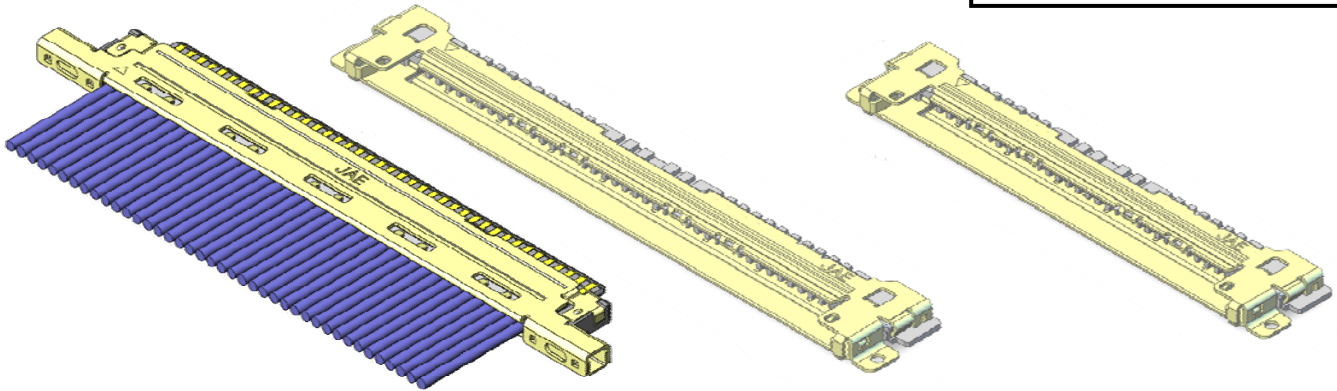
Board-to-Cable Connector for High-speed Transmission CONNECTOR

HD Series Connector

MB-0247-1

June 2012

RoHS Compliant



40 position

30 position

JAE has recently developed the HD Series of connectors (HD1: 40 pos. HD2: 30 pos.) for notebook PC LCD interface applications. The HD Series connectors are compatible with LVDS transmission and LED backlight as standardized in the VESA® 16:9 Wide Notebook Panel Standard, and are licensed products for the Dai-ichi Seiko Co., Ltd. (I-PEX) CABLINE®-VS.

Features

- Products licensed by Dai-ichi Seiko Co., Ltd. (I-PEX)
- Fully compatible with the Dai-ichi Seiko., Ltd. (I-PEX) CABLINE®-VS
- Compatible with LVDS transmission
- HD1: 40 position (receptacle and plug); HD2: 30 position (receptacle)
- Pb-free
- Halogen-free

Note: CABLINE-VS is a registered trademark of Dai-ichi Seiko Co., Ltd. (I-PEX)

LICENSED BY DAI-ICHI SEIKO CO., LTD. (I-PEX)

General Specifications

■Number of Contacts:
40 (HD1), 30 (HD2)

■Applicable Cable:
AWG#32 to 36 (Discrete cable)
AWG#36 to 44 (Micro-coaxial cable)

■Rated Current:
1.0A per contact AC/DC [AWG#32]
1.0A per contact AC/DC [AWG#34]
0.8A per contact AC/DC [AWG#36]
0.3A per contact AC/DC [AWG#40]
0.24A per contact AC/DC [AWG#42]
0.1A per contact AC/DC [AWG#44]

■Rated Voltage:
AC, DC each 100V per contact

■Operating temperature:
-40 Deg. C to 85 Deg. C

■Pitch: 0.5mm

■Dielectric Withstanding Voltage:
AC250V r.m.s. per minute

■Contact Resistance*:
AWG#32: 140m Ω max.
AWG#34: 180m Ω max.
AWG#36: 275m Ω max.
AWG#40: 600m Ω max.
AWG#42: 700m Ω max.
AWG#44: 1080m Ω max.

■Insulation Resistance: 1000M Ω min.

*Values include the following conductor resistance of 100mm cable.

AWG#32: 60m Ω max.
AWG#34: 100m Ω max.
AWG#36: 160 to 195m Ω max.
AWG#40: 485 to 520m Ω max.
AWG#42: 585 to 620m Ω max.
AWG#44: 1000m Ω max.

Materials / Finishes

Board Side Receptacle Connector HD1S040HA1, HD2S030HA1

Component	Material / Finish
Contact	Copper alloy / Au plating over Ni (contact area)
Insulator	Heat resistance plastic / No finish
Shell	Copper alloy / Au plating over Ni

Plug Connector HD1P040MA1

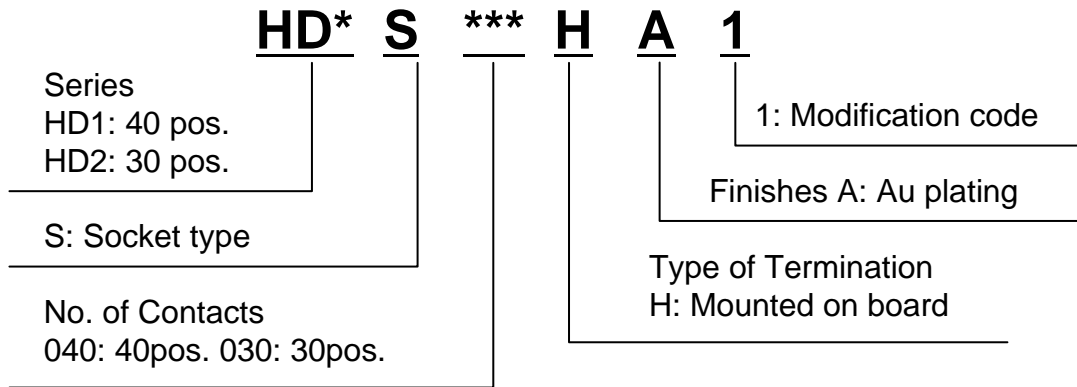
Component	Material / Finish
Contact	Copper alloy / Au plating over Ni
Insulator	Heat resistance plastic / No finish
Base shell	Copper alloy / Au plating over Ni

Cover Shell for Plug HD1P040-CSH2-10000

Component	Material / Finish
Cover shell	Copper alloy / Au plating over Ni

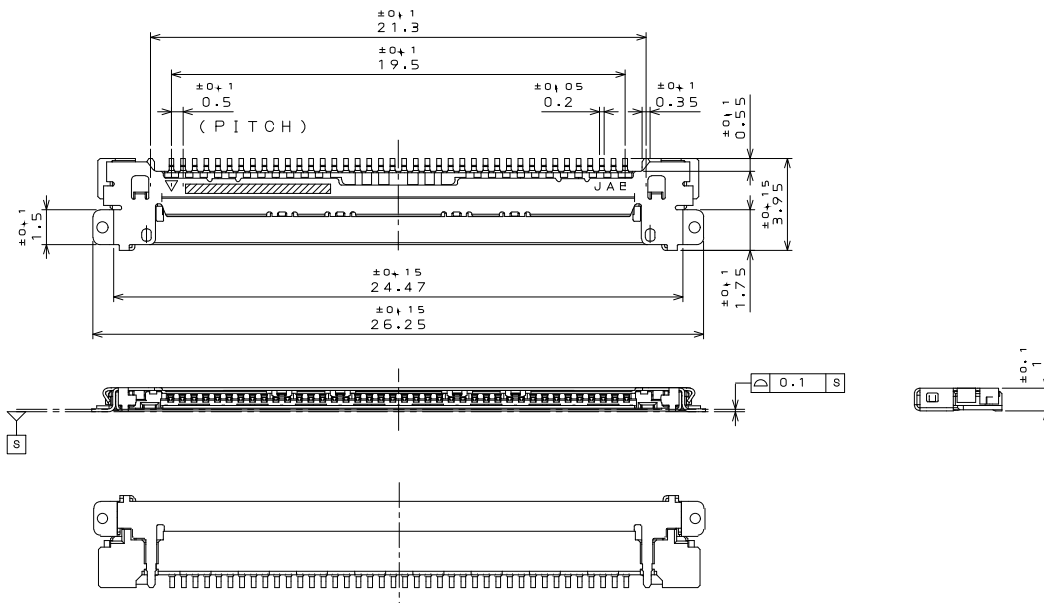
Ordering Information

Board Side Receptacle Connector (SJ110381, SJ110547)

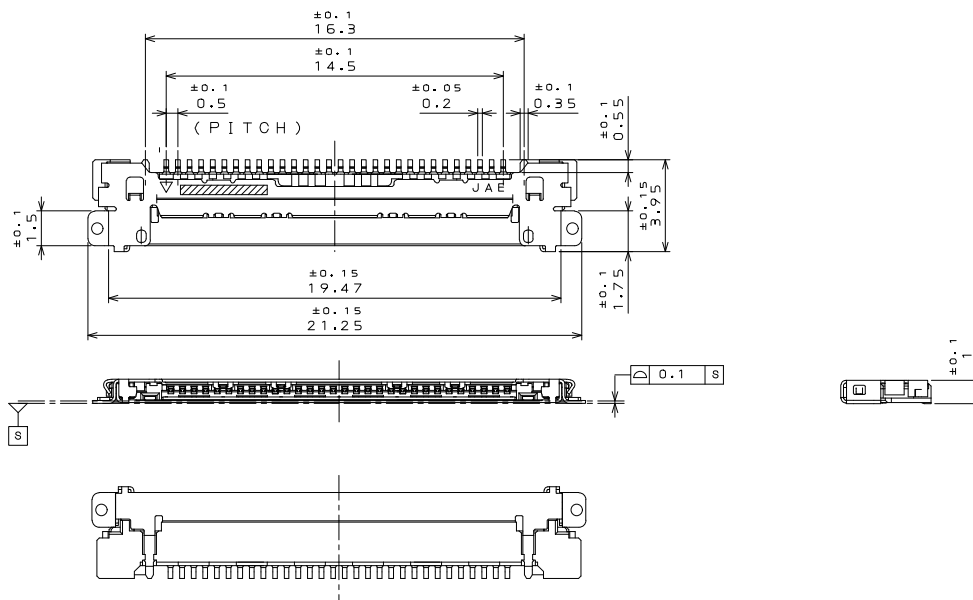


HD1S040HA1 (SJ110381)

Unit: mm



HD2S030HA1 (SJ110547)



Ordering Information

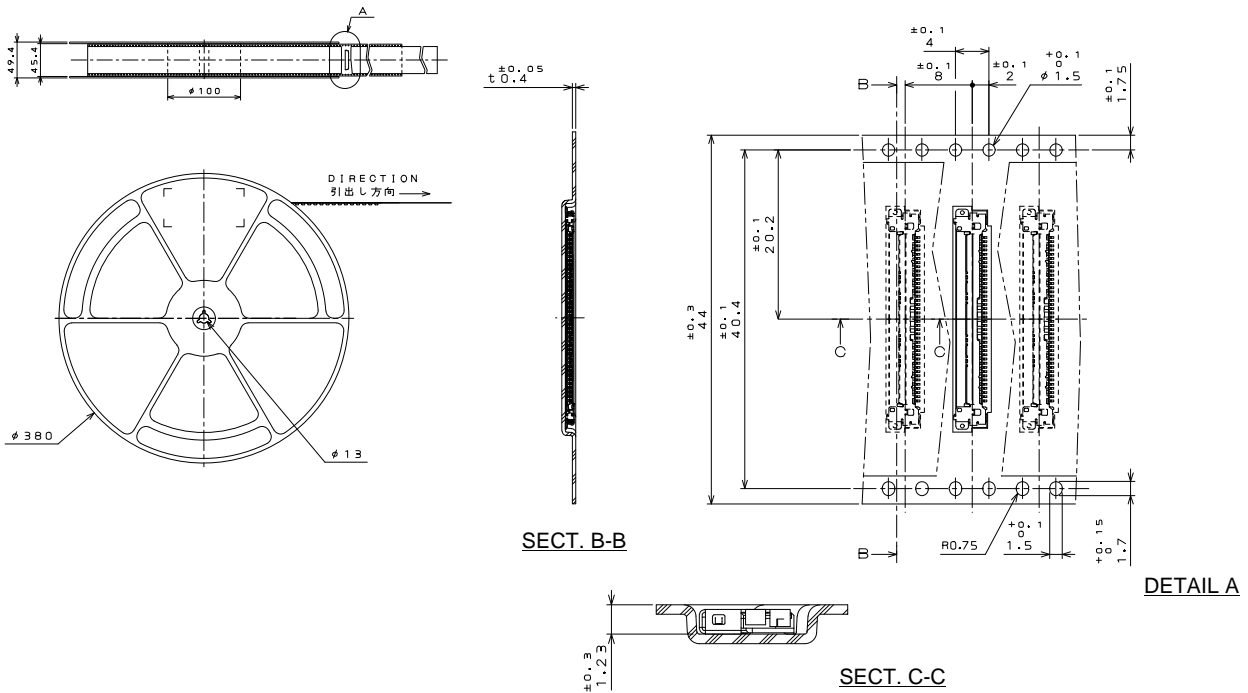
Board Side Connector (Embossed packaging)
(SJ110382, SJ110548)

HD* S * H A 1 R6000**

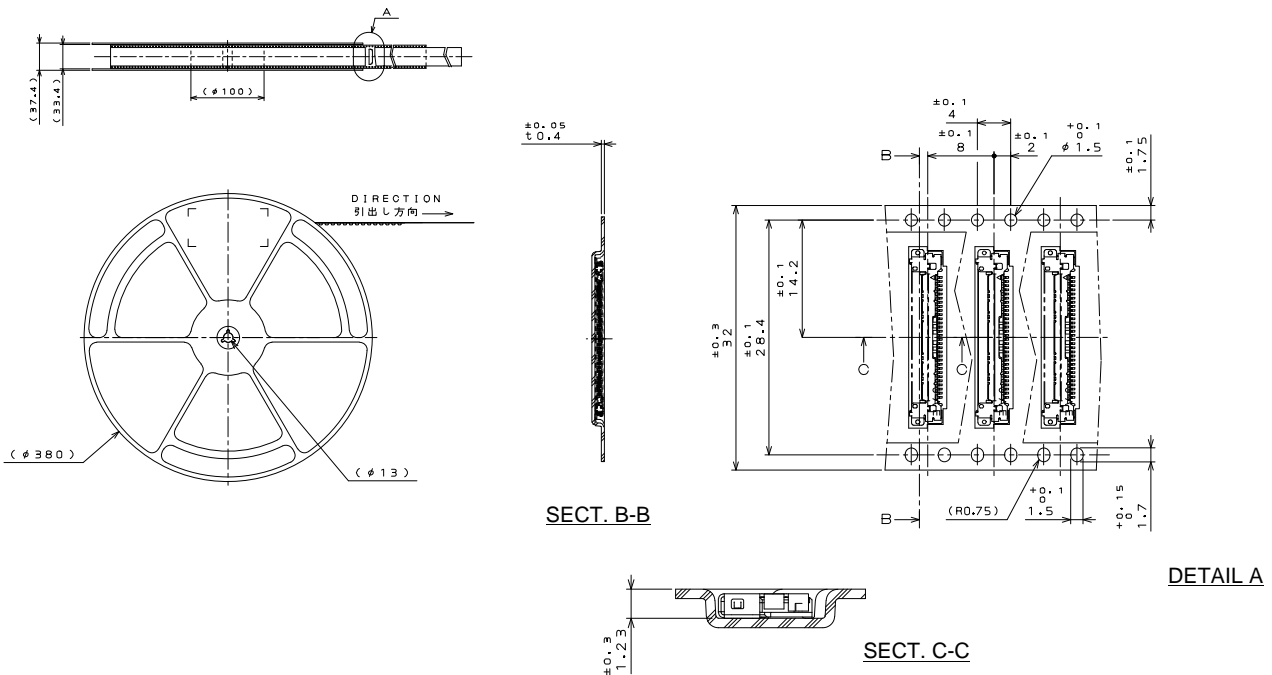
R: Embossed packaging of 6000 pcs.

HD1S040HA1R6000 (SJ110382)

Unit: mm



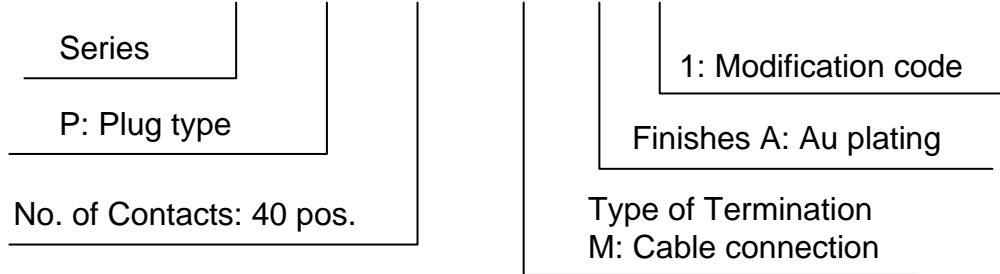
HD2S030HA1R6000 (SJ110548)



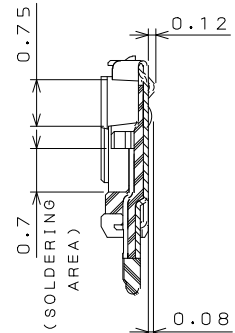
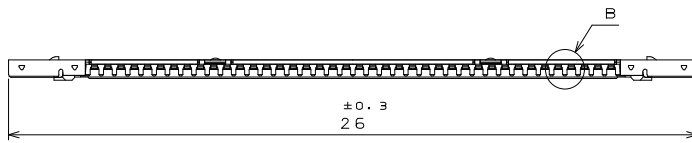
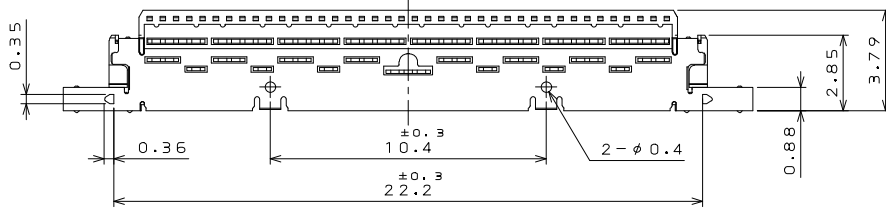
Ordering Information

Plug Connector (SJ111088)

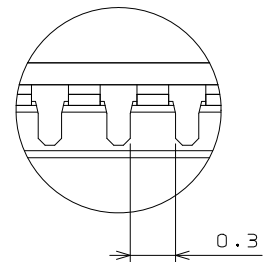
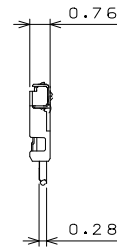
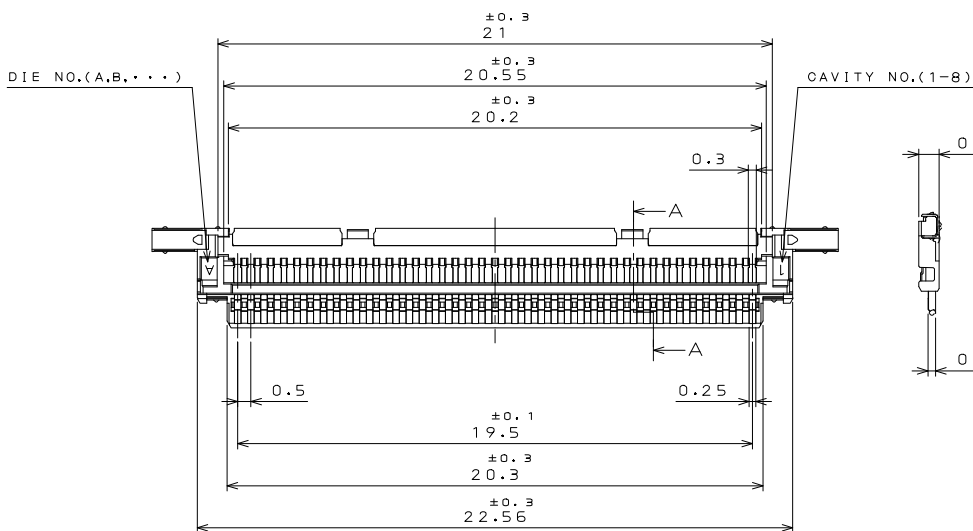
HD1 P 040 M A 1



Unit: mm



SECT. A-A



DETAIL B

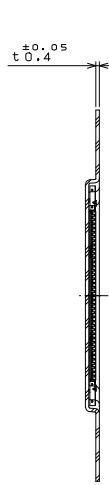
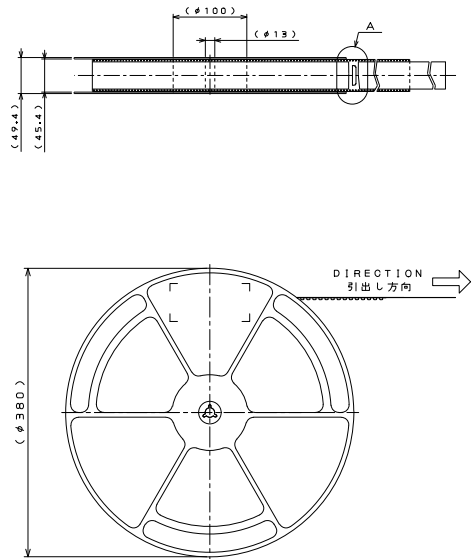
Ordering Information

Plug Connector (Embossed packaging) (SJ110089)

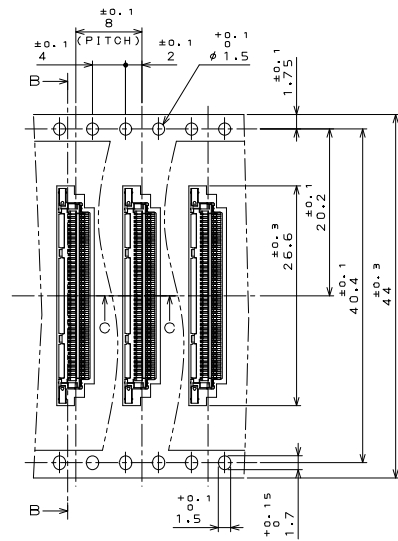
HD1 P 040 M A 1 R6000

R: Embossed packaging of 6000 pcs.

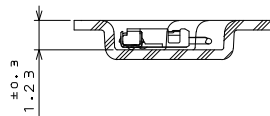
Unit: mm



SECT. B-B



DETAIL A

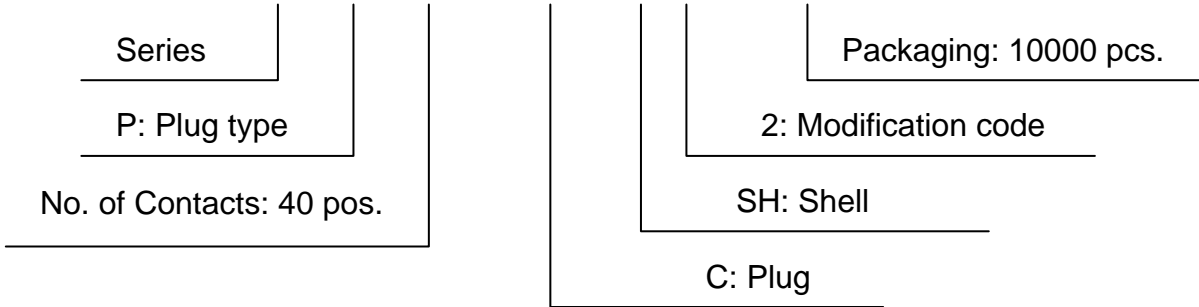


SECT. C-C

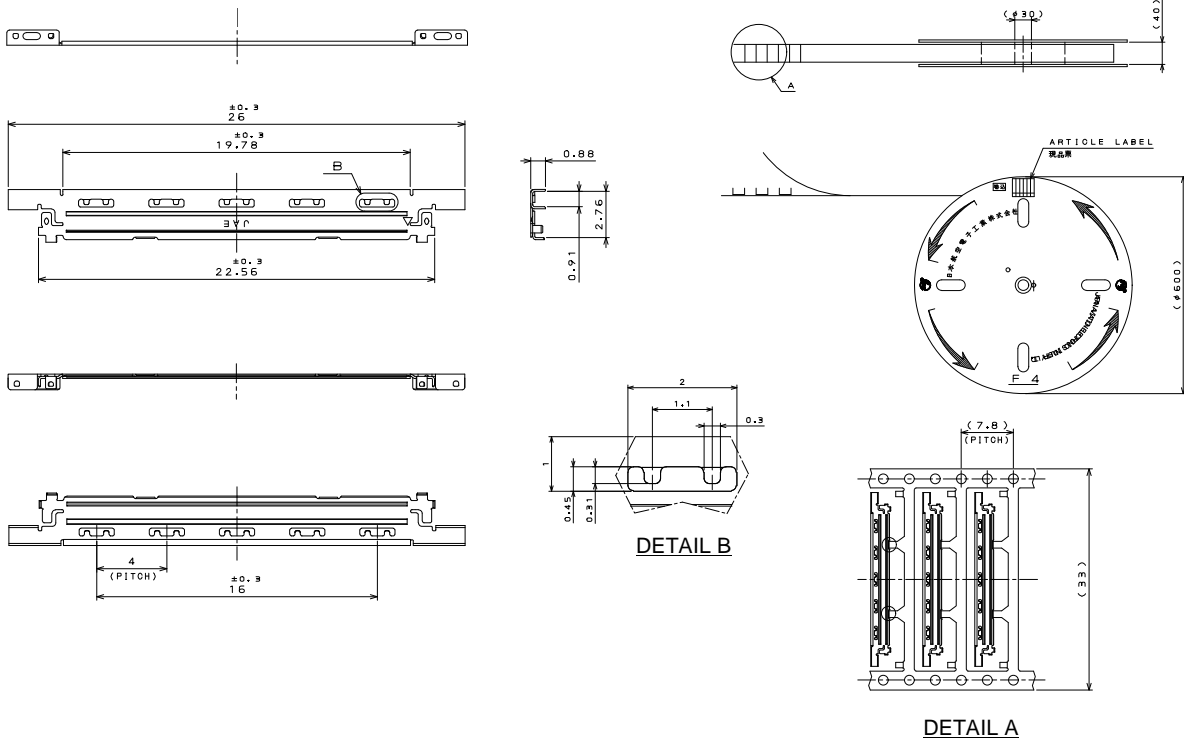
Ordering Information

Cover Shell (SJ111533)

HD1 P 040 - C SH 2 - 10000



Unit: mm



Related Information

- Specifications Table (JACS): JACS-10696
- Handling Instructions (JAHL): JAHL-10696-1
JAHL-10696-2 (Plug Assembly)

Japan Aviation Electronics Industry, Limited

Product Marketing Division

Aobadai Building, 3-1-19, Aobadai, Meguro-ku, Tokyo 153-8539

Phone: +81-3-3780-2787 FAX: +81-3-3780-2946

Notice: Products shown in this brochure are made for the applications listed below. However, if the above-mentioned products are to be used in aerospace devices, marine cable-connection devices, atomic power control systems, medical equipment for life-support systems, or any other specific application requiring extremely high reliability, please contact JAE for further information.

Recommended applications: Computers, Office machines, Measuring devices, Telecommunication devices (Terminals, Mobile devices), AV devices, Household applications, FA devices, etc.

* The specifications in this brochure are subject to change without notice. Please contact JAE for information.