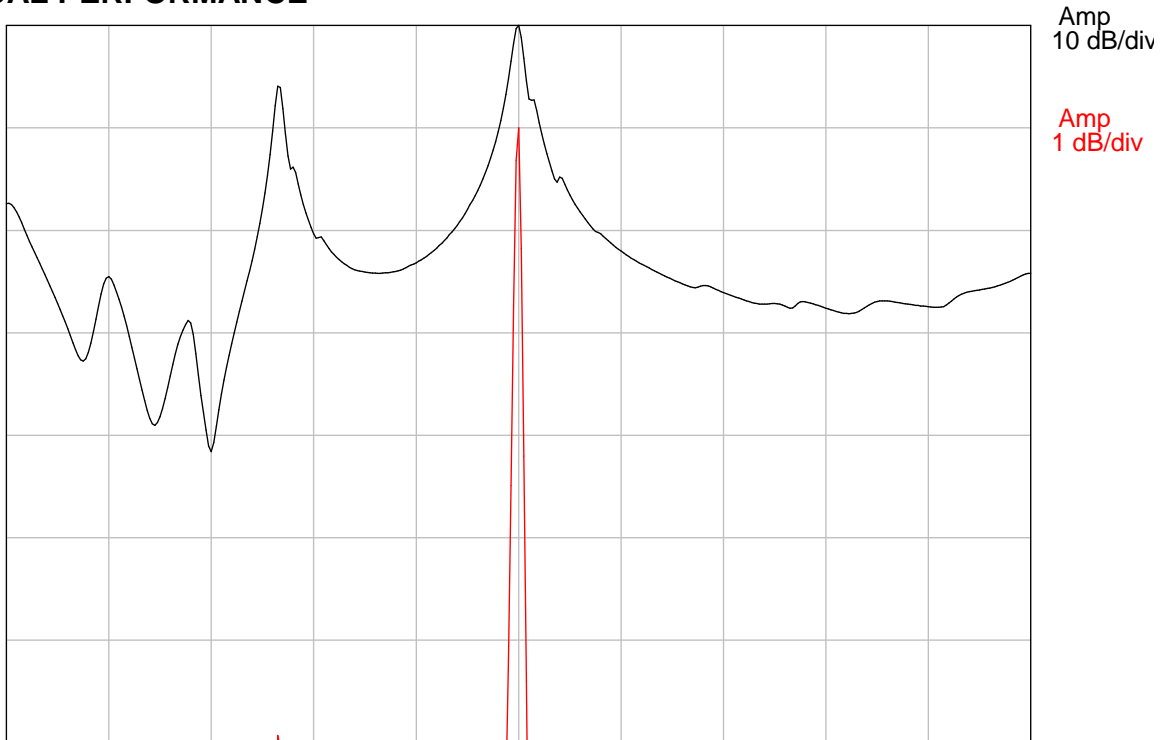




## DESCRIPTION

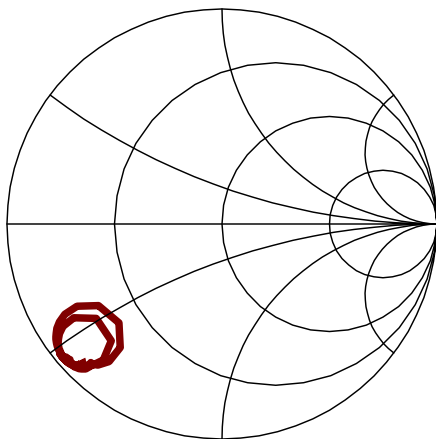
- 1030 MHz SAW resonator (single pole) with 0.2 MHz bandwidth.
- 5 x 5 mm ceramic LCC, 8 pads.
- RoHS compliant.

## TYPICAL PERFORMANCE

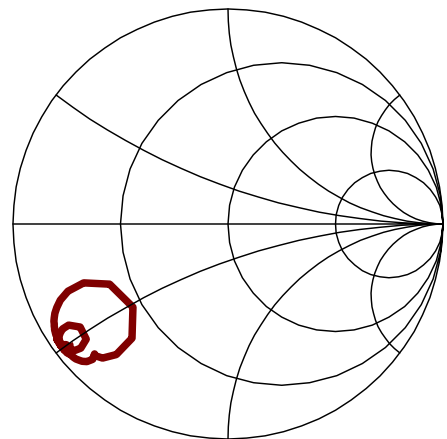


Center = 1030 MHz, 2 MHz/div (50 kHz incr)

**S11 (1020-1040 MHz)**



**S22 (1020-1040 MHz)**



## SPECIFICATION

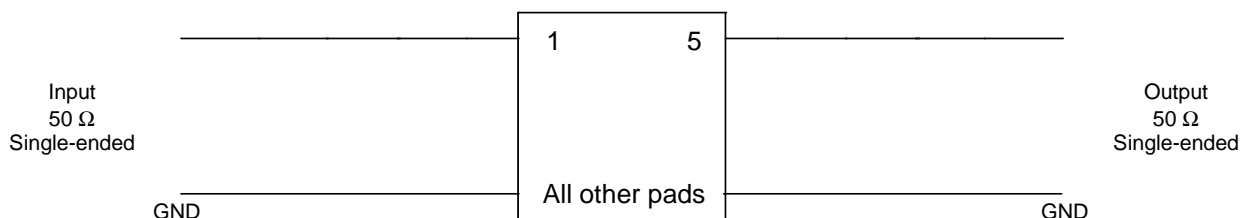
Parameter	Min	Typ	Max	Units
Center Frequency (Fc, at 10dB points) <sup>2,3</sup>	1029.95	1030	1030.1	MHz
Insertion Loss	-	9.2	15	dB
3 dB Bandwidth	0.2	0.23	-	MHz
10 dB Bandwidth	-	0.75	-	MHz
Insertion Phase <sup>1,2</sup>	-	0	-	deg
Device Delay	-	0.93	-	us
Turn Over Temperature (Tc)	-	45	-	° C
Source and Load Impedance	-	50	-	Ω
Ambient Temperature (T)	-	23	-	° C

- Notes:
1. Measured at 1030 MHz.
  2. Specifications apply at an ambient temperature of 23C +/- 5C.
  3. Frequency versus temperature will be according to the following:  $dF_c/F_c = -0.032 \text{ ppm} * (T-T_c)^2$   
where (dFc/Fc) = Change in center frequency (in ppm) and T = temperature (in degrees C).  
Tc = the turnover temperature.

## MAXIMUM RATINGS

Parameter	Min	Max	Units
Storage Temperature Range	-40	125	°C
Operating Temperature Range (T)	-30	100	°C
Input Power Level	-	+13	dBm

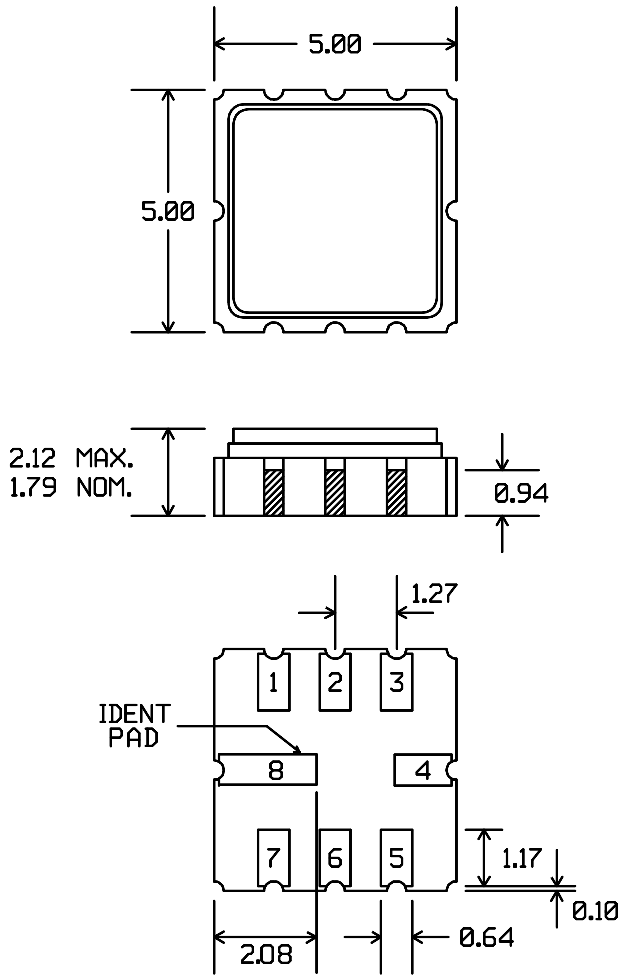
## MATCHING CIRCUIT



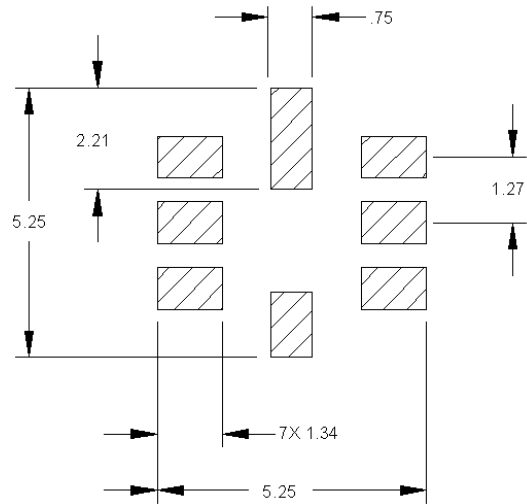
Notes:

1. External matching components are not required.
2. Device is to operate in a 50 ohm single-ended system.

**PACKAGE OUTLINE**



**SUGGESTED FOOTPRINT**



**Units:** mm

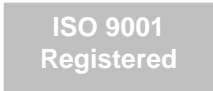
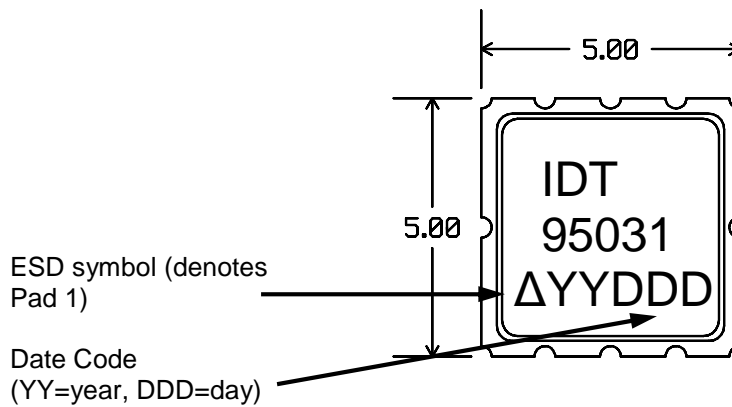
Tolerances are  $\pm 0.15$  mm except for the overall length and width, which are nominal values.

**Pad Configuration:**

- Input: 1
- Output: 5
- Ground: All other pads

Package Material:  
 Body:  $Al_2O_3$  ceramic  
 Lid: Kovar, Ni plated  
 Terminations: Au plating 1  $\mu$ m min, over a 1.3-8.9  $\mu$ m Ni plating

**MARKING**



All specifications are believed to be accurate and reliable. However, MNC reserves the right to make changes without notice.  
 © 2009 All rights reserved.