

**Features**



L630FI







- <
- Interior components constructed of high-grade brass material for physical and electrical integrity.
- Ratings and NEMA configurations are clearly visible on flange face, for fast I. D. while in use.
- High-impact thermoplastic housing withstands on-the-job abuse.
- For locking applications.
- Technical Specifications : call 1-800-223-4185 or email [tech\\_support@pass-seymour.com](mailto:tech_support@pass-seymour.com) for technical support.
- Technical specifications and product catalog pages are in Adobe Acrobat (PDF) format. To get the free Adobe Acrobat browser plugin, go to the [Adobe website](http://www.adobe.com).





L630FO

**Flanged Inlets & Outlets**

Catalog Number	Page (PDF)	Other Docs.	Rating A.	Rating V.	Description/Color	Cord Diameter	NEMA Config. No.	3rd Party Compliance	
								UL	CSA
<a href="#">L530FI</a>	<a href="#">H11</a>	GW	30	125	Gray Inlet		L5-30P	UL498	CSA
<a href="#">L530FO</a>	<a href="#">H11</a>	GW	30	125	Gray Outlet		L5-30R	UL498	CSA
<a href="#">L630FI</a>	<a href="#">H11</a>	GW	30	250	Gray Inlet		L6-30P	UL498	CSA
<a href="#">L630FO</a>	<a href="#">H11</a>	GW	30	250	Gray Outlet		L6-30R	UL498	CSA

<a href="#">L730FI</a>	<a href="#">H11</a>	 <b>GW</b>	30	277	Gray Inlet		L7-30P	 UL498	 CSA
<a href="#">L730FO</a>	<a href="#">H11</a>	 <b>GW</b>	30	277	Gray Outlet		L7-30R	 UL498	 CSA

---

**Icon Key:**  = Instruction Sheet     = Representative Product Image    **GW** = Graphics Workshop Images

---

[All Products](#) -> [Residential Homeowners](#) -> [Turnlok® Locking Devices](#) -> [Locking Connectors](#) -> Flanged Inlets & Outlets

# Turnlok® Locking Devices

## Receptacles, Connectors, Plugs, Inlets, Outlets

3 Wire Grounding 30A, 125 & 250V, 277VAC

Pass & Seymour



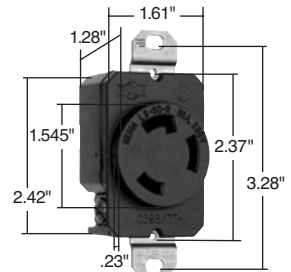
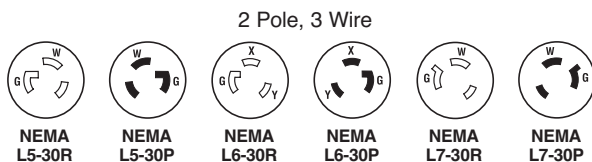
Turnlok® Locking Devices

Receptacles, Connectors, Plugs, Inlets, Outlets


Catalog Number	Rating A. V.	Description/Color	Cord Diameter	NEMA Config. No.	3rd Party Compliance		
					UL498	FSUL WC596	CSA
<b>Receptacles</b>							
L530-R	30 125	Single Receptacle		L5-30R	•	•	•
IGL530-R	30 125	Single Receptacle, Orange		L5-30R	•	•	•
CRL530-R	30 125	Single Receptacle, Corrosion-Resistant		L5-30R	•	•	•
L630-R	30 250	Single Receptacle		L6-30R	•	•	•
IGL630-R	30 250	Single Receptacle, Orange		L6-30R	•	•	•
L730-R	30 277*	Single Receptacle		L7-30R	•	•	•
<b>Connectors IP20 Suitability</b>							
L530-C	30 125	Black Back, White Front Body	.385"-1.150"	L5-30R	•	•	•
L530-CBK	30 125	Black Back, Black Front Body	.385"-1.150"	L5-30R	•	•	•
CRL530-C	30 125	Corrosion-Resistant, Yellow Back, White Front Body	.385"-1.150"	L5-30R	•	•	•
L630-C	30 250	Black Back, White Front Body	.385"-1.150"	L6-30R	•	•	•
CRL630-C	30 250	Corrosion-Resistant, Yellow Back, White Front Body	.385"-1.150"	L6-30R	•	•	•
L730-C	30 277*	Black Back, White Front Body	.385"-1.150"	L7-30R	•	•	•
<b>Plugs IP20 Suitability</b>							
L530-P	30 125	Black Back, White Front Body	.385"-1.150"	L5-30P	•	•	•
L530-PBK	30 125	Black Back, Black Front Body	.385"-1.150"	L5-30P	•	•	•
CRL530-P	30 125	Corrosion-Resistant, Yellow Back, White Front Body	.385"-1.150"	L5-30P	•	•	•
L630-P	30 250	Black Back, White Front Body	.385"-1.150"	L6-30P	•	•	•
CRL630-P	30 250	Corrosion-Resistant, Yellow Back, White Front Body	.385"-1.150"	L6-30P	•	•	•
L730-P	30 277*	Black Back, White Front Body	.385"-1.150"	L7-30P	•	•	•
<b>Flanged Inlets &amp; Outlets</b>							
L530-FI	30 125	Gray Inlet		L5-30P	•	•	•
L530-FO	30 125	Gray Outlet		L5-30R	•	•	•
L630-FI	30 250	Gray Inlet		L6-30P	•	•	•
L630-FO	30 250	Gray Outlet		L6-30R	•	•	•
L730-FI	30 277*	Gray Inlet		L7-30P	•	•	•
L730-FO	30 277*	Gray Outlet		L7-30R	•	•	•

\*AC only.

Reference Pages H-31 and H-32 for Accessories.



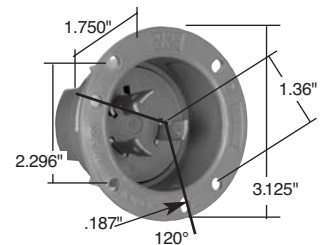
30A Receptacle



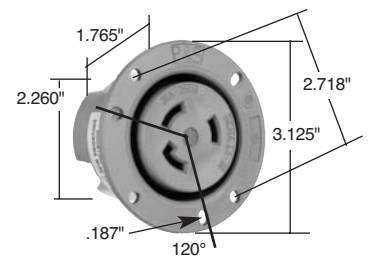
30A Connector



30A Plug



L530, L630, L730-FI



L530, L630, L730-FO

All devices listed on this page conform to NEMA WD-1 and WD-6.