



CFM10/15

S E R I E S

10/15 WATT OPEN FRAME AC-DC MODULES



Features

- Universal Input Range 85-264VAC
- Efficiency to 82%
- Meets EN55022 Class B
- Continuous Short Circuit Protection
- Leakage Current 0.25mA Max.
- PCB Mountable

CFM10 Series

MODEL	OUTPUT VOLTAGE	MAX. LOAD	MIN. LOAD	RIPPLE & NOISE	VOLTAGE ACCURACY	LINE REGULATION	LOAD REGULATION	%EFF
CFM1001S	5 V	2000mA	0A	1%	± 1%	± 0.5%	± 1%	73% Typ.
CFM1002S	12 V	840mA	0A	1%	± 1%	± 0.5%	± 1%	76% Typ.
CFM1003S	15 V	670mA	0A	1%	± 1%	± 0.5%	± 1%	76% Typ.
CFM1005S	24 V	420mA	0A	1%	± 1%	± 0.5%	± 1%	77% Typ.
CFM1007S	3.3 V	2500mA	0A	50mV	± 1%	± 0.5%	± 1%	67% Typ.
CFM1009S	9 V	1120mA	0A	1%	± 1%	± 0.5%	± 1%	73% Typ.

CFM15 Series

MODEL	OUTPUT VOLTAGE	MAX. LOAD	MIN. LOAD	RIPPLE & NOISE	VOLTAGE ACCURACY	LINE REGULATION	LOAD REGULATION	%EFF
CFM1501S	5 V	3000mA	0A	1%	± 1%	± 0.5%	± 1%	74% Typ.
CFM1502S	12 V	1250mA	0A	1%	± 1%	± 0.5%	± 1%	80% Typ.
CFM1503S	15 V	1000mA	0A	1%	± 1%	± 0.5%	± 1%	81% Typ.
CFM1505S	24 V	630mA	0A	1%	± 1%	± 0.5%	± 1%	83% Typ.
CFM1507S	3.3 V	3000mA	0A	50mV	± 1%	± 0.5%	± 1%	69% Typ.
CFM1509S	9 V	1670mA	0A	1%	± 1%	± 0.5%	± 1%	76% Typ.

Specifications

INPUT SPECIFICATIONS:

Voltage85 ~ 264Vac
 Frequency47 to 63Hz
 Inrush Current.....20A max. @ 115Vac
 40A max. @ 230Vac
 Conducted EMI.....CISPR/FCC Class B
 IsolationInput to output =4,242VDC
 Leakage Current.....0.25mA max

OUTPUT SPECIFICATIONS:

Holdup Time16mS typ. @115Vac
 Short Circuit ProtectionContinuous
 Temperature Coefficient0.05% / °C

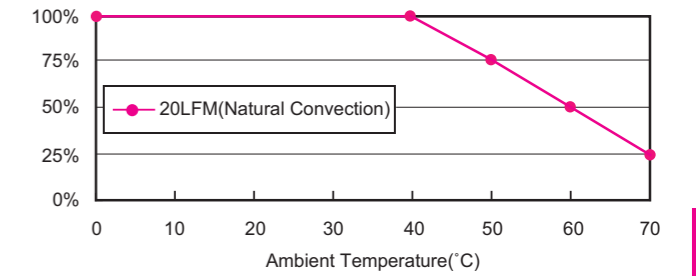
ENVIRONMENTAL CHARACTERISTICS:

Operating Temperature0 ~ 40°C
 Storage Temperature-20 ~ 85°C
 CoolingNatural Convection

MECHANICAL CHARACTERISTICS:

DimensionsCFM10: 65.00 x 45.00 x 23.00mm(2.559 x 1.772 x 0.906 Inches)
 CFM15: 69.90 x 48.00 x 23.00mm(2.752 x 1.890 x 0.906 Inches)
 WeightCFM10: 60g (0.13 Pounds)
 CFM15: 80g (0.18 Pounds)

CFM10/15 Series Derating Curve

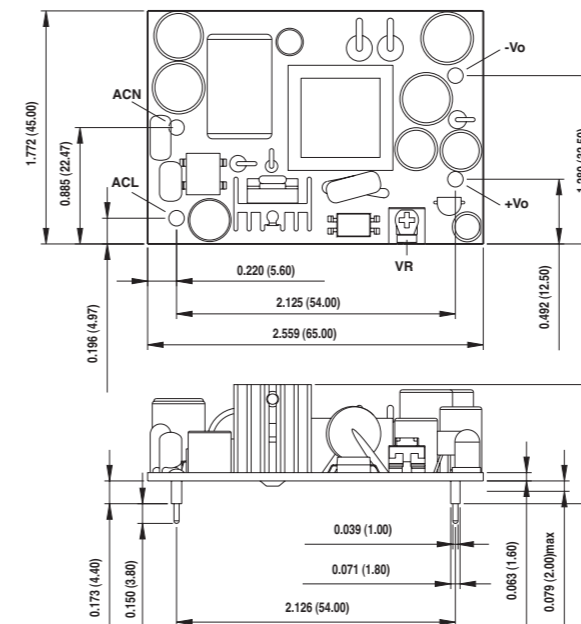


NOTE:

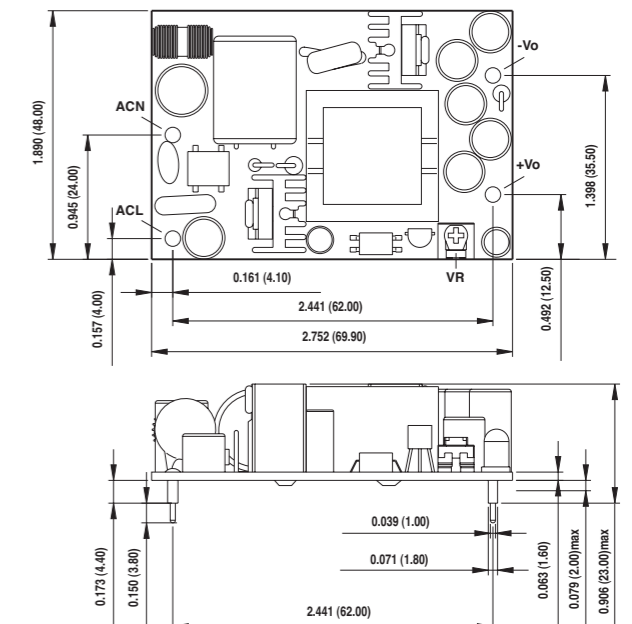
1. Add a 0.1uF ceramic capacitor and a 10uF E.L. capacitor to output for Ripple & Noise measuring @20MHz BW.
2. Line regulation is measured from high line to low line with full load.
3. Load regulation is measured from full to 10% load

CFM10 Series

All Dimensions In Inches(mm)
 Tolerance Inches: x.xxx= ±0.02
 Millimeters: x.xx= ±0.5



CFM15 Series



Typical at 25°C, nominal line and 75% load, unless otherwise Specified

Mouser Electronics

Authorized Distributor

Click to View Pricing, Inventory, Delivery & Lifecycle Information:

[Cincon:](#)

[CFM1507S](#) [CFM1001S](#) [CFM1002S](#) [CFM1005S](#) [CFM1007S](#) [CFM1501S](#) [CFM1502S](#) [CFM1503S](#) [CFM1505S](#)
[CFM1003S](#) [CFM1009S](#) [CFM1509S](#)