

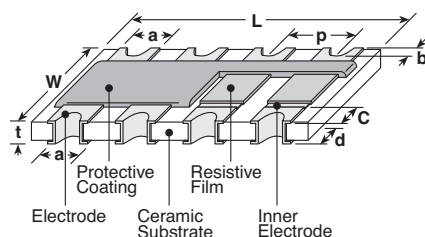
concave termination with square corners resistor array



features

- Manufactured to type RK73 standards
- Less board space than individual chips
- Isolated resistor elements
- Marking: Marked with resistance value
1E, no marking
- Products with lead-free terminations meet EU RoHS requirements. EU RoHS regulation is not intended for Pb-glass contained in electrode, resistor element and glass.

dimensions and construction



Size Code	Dimensions inches (mm)								
	L	W	C	d	t	a (top)	a (bot.)	b	p (ref.)
1E2	.039±.004 (1.0±0.1)	.039±.004 (1.0±0.1)	.008±.004 (0.2±0.1)	.010±.004 (0.25±0.1)	.014±.004 (0.35±0.1)	.012±.004 (0.3±0.1)	.012±.006 (0.3±0.1)	.003±.002 (0.07±0.05)	.020 (0.5)
1E4	.079±.004 (2.0±0.1)								
1J2	.063±.008 (1.6±0.2)	.063±.008 (1.6±0.2)	.012±.008 (0.3±0.2)	.016±.004 (0.4±0.1)	.020±.004 (0.5±0.1)	.016±.006 (0.4±0.15)	.016±.006 (0.4±0.15)	.006±.004 (0.15±0.1)	.031 (0.8)
1J4	.126±.008 (3.2±0.2)								
1J8	.252±.008 (6.4±0.2)								
2A2	0.1±.008 (2.54±0.2)	.079±.008 (2.0±0.2)	.016±.008 (0.4±0.2)	.022±.004 (0.55±0.1)	.024±.004 (0.6±0.1)	.031±.004 (0.8±0.1)	.030±.006 (0.75±0.15)	.006±.004 (0.15±0.1)	.050 (1.27)
2A4	0.2±.008 (5.08±0.2)								
2A8	0.4±.008 (10.16±0.2)								
2B2	0.1±.008 (2.54±0.2)	.126±.008 (3.2±0.2)	.020±.012 (0.5±0.3)	.022±.004 (0.55±0.1)	.024±.004 (0.6±0.1)	.031±.004 (0.8±0.1)	.030±.006 (0.75±0.15)	.006±.004 (0.15±0.1)	.050 (1.27)
2B4	0.2±.008 (5.08±0.2)								
2B8	0.4±.008 (10.16±0.2)								

ordering information

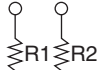
New Part #	CN	1J	4	T	TD	101	J
Type		Size	Elements	Termination Material	Packaging	Nominal Resistance	Tolerance
		1E 1J 2A 2B	2 4 8	T: Sn (Other termination styles may be available, please contact factory for options)	TE: 7" embossed plastic TD: 7" paper tape TED: 10" embossed plastic TDD: 10" paper tape	2 significant figures + 1 multiplier for ±2 & ±5% 3 significant figures + 1 multiplier for ±1%	F: ±1% G: ±2% J: ±5%

For further information on packaging, please refer to Appendix A.

concave termination with square corners resistor array

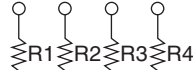
circuit schematic

CN1E2, CN1J2,
CN2A2, CN2B2



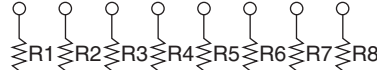
R1 = R2

CN1E4, CN1J4,
CN2A4, CN2B4



R1 = R2 = R3 = R4

CN1J8, CN2A8, CN2B8



R1 = R2 = R3 = R4 = R5 = R6 = R7 = R8

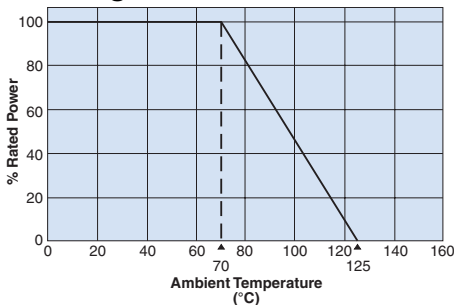
applications and ratings

Part Designation	Power Rating @ 70°C (Per Element)	T.C.R. (ppm/°C) Max.	Resistance Range (Ω)			Absolute Maximum Working Voltage	Maximum Overload Voltage (5 Secs. Max.)	Operating Temperature Range
			E-24, E-96 (F:±1%)	E-24 (G:±2%)	E-24 (J:±5%)			
CN1E2	1/16W (.063W)	±200: R≥10Ω	—	—	10 - 100k	25V	50V	-55°C to +125°C
CN1E4			10 - 1M	10 - 1M	10 - 1M	50V	100V	
CN1J2					1 - 1M	100V	200V	
CN1J4	10 - 1M	200V			400V			
CN1J8	1/10W (.100W)	±400: R<10Ω	10 - 1M	10 - 1M	10 - 1M	100V	200V	
CN2A2			—	—	—	200V	400V	
CN2A4			10 - 1M	—	—	—	—	
CN2A8	1/8W (.125W)	±400: R<10Ω	10 - 1M	—	—	200V	400V	
CN2B2			—	—	—	—	—	
CN2B4			—	—	—	—	—	
CN2B8	—	—	—	—	—	—	—	

* Note that network resistors generate higher heat rather than single flat chip resistor under rated power output.

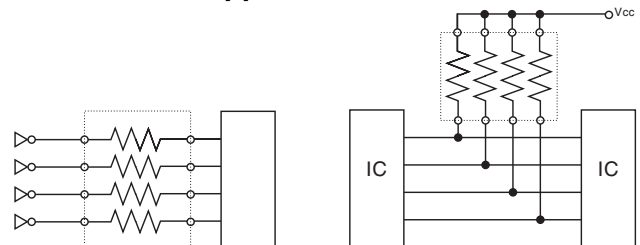
environmental applications

Derating Curve



For resistors operated at an ambient temperature of 70°C or above, a power rating shall be derated in accordance with the above derating curve.

Circuit Board Application



Performance Characteristics

Parameter	Requirement Δ R ±%		Test Method
	Limit	Typical	
Resistance	Within specified tolerance	—	25°C
T.C.R.	Within specified T.C.R.	—	+25°C/-55°C, +25°C/+125°C
Overload (Short time)	±2.0%	±0.5%	Rated voltage x 2.5 for 5 seconds
Resistance to Solder Heat	±1.0%	±0.25%	260°C ± 5°C, 10 seconds ± 1 second
Rapid Change of Temperature	±1.0%	±0.5%	-55°C (30 minutes), +125°C (30 minutes), 5 cycles
Moisture Resistance	±5.0%	±1.0%	40°C ± 2°C, 90 - 95% RH, 1000 hours, 1.5 hr ON, 0.5 hr OFF cycle
Endurance at 70°C	±5.0%	±0.5%	70°C ± 2°C, 1000 hours, 1.5 hr ON, 0.5 hr OFF cycle
High Temperature Exposure	±1.0%	±0.2%	+125°C, 1000 hours

Mouser Electronics

Authorized Distributor

Click to View Pricing, Inventory, Delivery & Lifecycle Information:

[KOA Speer:](#)

[CN1J4LTD1004F](#) [CN2B4LTE1002F](#) [CN1J8LTE121J](#) [CN1J4LTDD330J](#) [CN1J4LTD64R9F](#) [CN1J4LTD270J](#)
[CN1J4LTD153J](#) [CN1J4LTD272J](#) [CN1J8LTE270J](#) [CN1J8LTE272J](#) [CN1J2LTD3322F](#) [CN1J8LTE271J](#)
[CN1J4LTD433J](#) [CN1J4LTD430J](#) [CN1J4LTD12R0F](#) [CN1J4LTD333J](#) [CN1J4LTDD103J](#) [CN1J4LTD620J](#)
[CN1J2LTD2000F](#) [CN2B4LTE2200F](#) [CN2B8LTE272J](#) [CN2B4LTE270J](#) [CN2B8LTE271J](#) [CN2B8LTE270J](#)
[CN2B4LTE621J](#) [CN1J4LTD182J](#) [CN1J4LTD181J](#) [CN1J4LTD180J](#) [CN1J4LTD183J](#) [CN1J4LTD184J](#) [CN1J4LTD202J](#)
[CN2B4LTE680J](#) [CN1J4LTD200J](#) [CN1J4LTD51R1F](#) [CN2B8LTE510J](#) [CN2B4LTE510J](#) [CN1J8LTE561J](#)
[CN1J8LTE560J](#) [CN2B8LTE151J](#) [CN2B4LTE151J](#) [CN2B4LTE152J](#) [CN2B4LTE121J](#) [CN1J8LTE49R9F](#)
[CN1J2LTD3010F](#) [CN1J4LTD330J](#) [CN1J2LTD330J](#) [CN1J2LTD331J](#) [CN1J4LTD332J](#) [CN1J4LTD331J](#)
[CN1J4LTD393J](#) [CN1J4LTD240J](#) [CN1J2LTD1333F](#) [CN2B4LTE204J](#) [CN2B4LTE200J](#) [CN1J4LTD823J](#)
[CN1J4LTD821J](#) [CN2B8LTE301J](#) [CN1J8LTE511J](#) [CN1J8LTE512J](#) [CN2B4LTE302J](#) [CN1J2LTD49R9F](#)
[CN1J4LTD820J](#) [CN1J8TTE121J](#) [CN2B8TTE270J](#) [CN2B4TTE270J](#) [CN2B8TTE272J](#) [CN2B8TTE271J](#)
[CN2B4TTE152J](#) [CN2B8TTE151J](#) [CN2B4TTE151J](#) [CN1J8TTE200J](#) [CN1J2TTD510J](#) [CN1J4TTD510J](#)
[CN1J4TTD512J](#) [CN1J2TTD8060F](#) [CN1J2TTD82R5F](#) [CN1J4TTD511J](#) [CN1J4TTD513J](#) [CN1J2TTD1333F](#)
[CN1J8TTE331J](#) [CN2B4TTE121J](#) [CN1J8TTE332J](#) [CN1J8TTE330J](#) [CN1J8TTE334J](#) [CN1J4TTD822J](#)
[CN1J4TTD821J](#) [CN1J4TTDD330J](#) [CN1J4TTD823J](#) [CN1J4TTD332J](#) [CN1J4TTD334J](#) [CN1J4TTD330J](#)
[CN1J2TTD330J](#) [CN1J4TTD333J](#) [CN1J4TTD331J](#) [CN1J2TTD331J](#) [CN1J2TTD3010F](#) [CN1J8TTE300J](#)
[CN1J2TTD68R1F](#) [CN1J2TTD1270F](#) [CN1J8TTE102J](#)